

Quad 10GBASE-T to XAUI Converter

CTC-ENET-QUAD-10G



FEATURES

- + (4) 10G Ethernet Channels
- + Protocol conversion between 10GBASE-T and XAUI
- + Perfect for routing multiple 10 Gigabit Ethernet connections into systems and to and from circuit boards
- + Compliant with IEEE 802.3an Ethernet Standards and Specifications
- + Hermetic option available with a helium leak rate of 10⁻⁴ cc/sec

10GBASE-T COPPER INTERFACE

- + D38999 Shell Size 25 with standard rotations available
- + 8 High speed split-pair quadax contacts capable of 6.25Gbps
- + Allows for (4) ports of 10 gigabit ethernet

XAUI INTERFACE

- + Samtec Q Series[®] High Speed Cable Assembly
- + Consult factory for specific type required

POWER SPECIFICATIONS

- + 5V power connection in Samtec connector flexible ribbon cable
- + Low power consumption
 - Less than 5 watts

RUGGEDIZATION

- + Natural convection cooled (no fan or cold plate required)
- + Operational temperature
 - 40°C to +85°C
- + Storage temperature
 - 50°C to +125°C
- + EMI/EMC compatible
- + Refer to page 5 for additional details

OVERVIEW

Amphenol Aerospace adds 10GBASE-T to XAUI Converter to the Integrated Electronic Products line. This product line is rugged, flexible, and affordable with many options available.

This 10GBASE-T to XAUI converter couples SerDes technology and transformer coupling, which allows for protocol conversion with a new level of ruggedization. This product takes a high speed signal in an electrical backplane and convert it to a protocol that allows for signal transmission over 100 meters between devices.



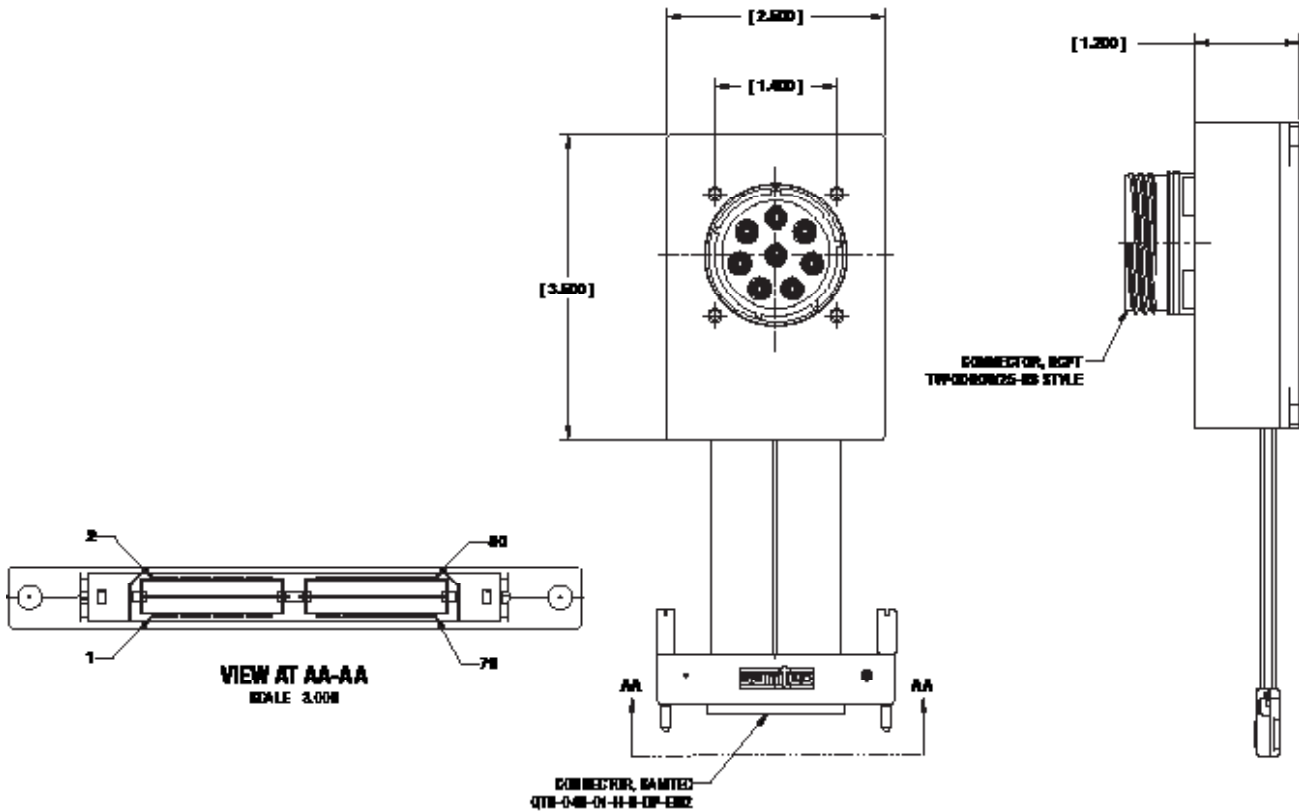
CONTACT US:

Jared Sibrava

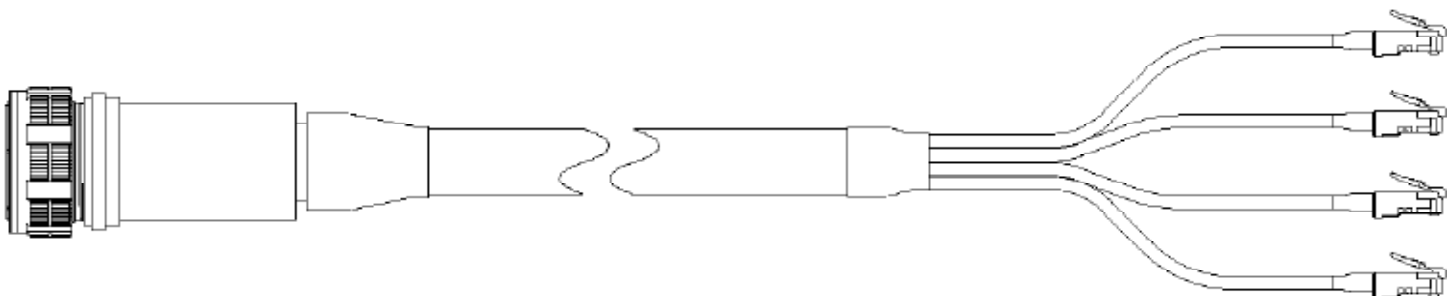
E-mail: jsibrava@amphenol-aao.com

Phone: 607-643-1845

Drawing for both Hermetic & Non-Hermetic Configurations



Drawing for Test Cable CA-628485-A2()



CONTACT US:

Jared Sibrava

E-mail: jsibrava@amphenol-aao.com

Phone: 607-643-1845

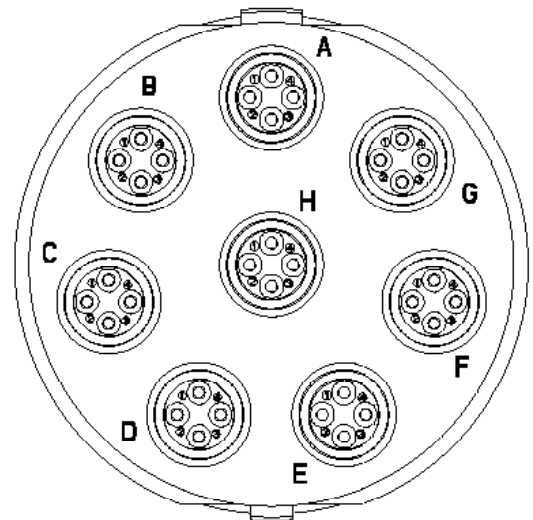
Quad 10GBASE-T to XAUI Converter

CTC-ENET-QUAD-10G

Pinout

Samtec HQDP-040 (40 pairs; 80 signals)							
Pin	Description	Pin	Description	Pin	Description	Pin	Description
1	CH 1 XAUI 1 Tx+	2	CH 2 XAUI 1 Tx+	41	CH 3 XAUI 1 Tx+	42	CH 4 XAUI 1 Tx+
3	CH 1 XAUI 1 Tx-	4	CH 2 XAUI 1 Tx-	43	CH 3 XAUI 1 Tx-	44	CH 4 XAUI 1 Tx-
5	CH 1 XAUI 1 Rx+	6	CH 2 XAUI 1 Rx+	45	CH 3 XAUI 1 Rx+	46	CH 4 XAUI 1 Rx+
7	CH 1 XAUI 1 Rx-	8	CH 2 XAUI 1 Rx-	47	CH 3 XAUI 1 Rx-	48	CH 4 XAUI 1 Rx-
9	CH 1 XAUI 2 Tx+	10	CH 2 XAUI 2 Tx+	49	CH 3 XAUI 2 Tx+	50	CH 4 XAUI 2 Tx+
11	CH 1 XAUI 2 Tx-	12	CH 2 XAUI 2 Tx-	51	CH 3 XAUI 2 Tx-	52	CH 4 XAUI 2 Tx-
13	CH 1 XAUI 2 Rx+	14	CH 2 XAUI 2 Rx+	53	CH 3 XAUI 2 Rx+	54	CH 4 XAUI 2 Rx+
15	CH 1 XAUI 2 Rx-	16	CH 2 XAUI 2 Rx-	55	CH 3 XAUI 2 Rx-	56	CH 4 XAUI 2 Rx-
17	CH 1 XAUI 3 Tx+	18	CH 2 XAUI 3 Tx+	57	CH 3 XAUI 3 Tx+	58	CH 4 XAUI 3 Tx+
19	CH 1 XAUI 3 Tx-	20	CH 2 XAUI 3 Tx-	59	CH 3 XAUI 3 Tx-	60	CH 4 XAUI 3 Tx-
21	CH 1 XAUI 3 Rx+	22	CH 2 XAUI 3 Rx+	61	CH 3 XAUI 3 Rx+	62	CH 4 XAUI 3 Rx+
23	CH 1 XAUI 3 Rx-	24	CH 2 XAUI 3 Rx-	63	CH 3 XAUI 3 Rx-	64	CH 4 XAUI 3 Rx-
25	CH 1 XAUI 4 Tx+	26	CH 2 XAUI 4 Tx+	65	CH 3 XAUI 4 Tx+	66	CH 4 XAUI 4 Tx+
27	CH 1 XAUI 4 Tx-	28	CH 2 XAUI 4 Tx-	67	CH 3 XAUI 4 Tx-	68	CH 4 XAUI 4 Tx-
29	CH 1 XAUI 4 Rx+	30	CH 2 XAUI 4 Rx+	69	CH 3 XAUI 4 Rx+	70	CH 4 XAUI 4 Rx+
31	CH 1 XAUI 4 Rx-	32	CH 2 XAUI 4 Rx-	71	CH 3 XAUI 4 Rx-	72	CH 4 XAUI 4 Rx-
33	5V Power	34	5V Power	73	5V Power	74	5V Power
35	Ground	36	Ground	75	Ground	76	Ground
37	MDIO	38	MDC	77	Spare	78	Spare
39	Spare	40	Spare	79	Spare	80	Spare
Ribbon Connector - QTH-040-01-H-D-DP-EM2							
Board Connector - QSH-040-01-H-D-DP-K							
Board connector must be used with SO-0165-04-01-02 screw mounts with correct spacing							

MIL-DTL-38999 Shell Size 25-8 Split Quadax					
Quad	Pin	Description	Quad	Pin	Description
A	1	CH 1 A+	E	1	CH 3 A+
	4	CH 1 A-		4	CH 3 A-
	2	CH 1 B+		2	CH 3 B+
	3	CH 1 B-		3	CH 3 B-
B	1	CH 1 C+	F	1	CH 3 C+
	4	CH 1 C-		4	CH 3 C-
	2	CH 1 D+		2	CH 3 D+
	3	CH 1 D-		3	CH 3 D-
C	1	CH 2 A+	G	1	CH 4 A+
	4	CH 2 A-		4	CH 4 A-
	2	CH 2 B+		2	CH 4 B+
	3	CH 2 B-		3	CH 4 B-
D	1	CH 2 C+	H	1	CH 4 C+
	4	CH 2 C-		4	CH 4 C-
	2	CH 2 D+		2	CH 4 D+
	3	CH 2 D-		3	CH 4 D-



CONTACT US:

Jared Sibrava

E-mail: jsibrava@amphenol-ao.com

Phone: 607-643-1845

Ordering Guide

Ordering procedure is shown below using part number CTC-

1.	2.	3.	4.	5.	6.	7.	8.
Connector Type	Material	XAU Interface	Finish	Shell Style	Option (Hermetic or Non-Hermetic)	D38999 Connector Rotation	Main Keyway Rotation
CTC							

Step 1. Connector Type

	Designates
CTC	Copper to Copper Media Conversion Family

Step 2. Select a Material

	Designates
-5	Aluminum Shell
-6	Composite Shell
-8	Stainless Steel Shell

Step 3. Select a SGMII Interface

	Designates
-5	Samtec Q Series® Connector

Step 4. Select a Finish

	Designates
T	Aluminum Durmalon
Z	Aluminum Black Zinc Nickel
F	Aluminum Electroless Nickel
M	Composite Electroless Nickel
W	Aluminum OD Cad
J	Composite OD Cad
L	Stainless Steel Electrodeposited Nickel
Y	Stainless Steel Passivated

Step 5. Select a Shell Style

	Designates
0	Wall Mount

Step 6. Select an Option

	Designates
05	Non-Hermetic
06	Hermetic

Step 7. Select a Rotation for D38999 Connector (IAW MIL-DTL-38999)

	Designates
N	N
A	A
B	B
C	C
D	D

Step 8. Select a Rotation for Main Keyway (IAW MIL-DTL-38999)

	Designates
W	0°
X	90°
Y	180°
Z	270°

Available Test Equipment

	Part Number	Description
Test Cable	CA-628485-A20	RJ45 Test Cable for D38999 Connector, 5'
	CA-628485-A21	RJ45 Test Cable for D38999 Connector, 10'
	CA-628485-A22	RJ45 Test Cable for D38999 Connector, 15'
	CA-628485-A23	RJ45 Test Cable for D38999 Connector, 20'
Test Board	CF-020005-013	SMA Test Board for Samtec Connector

CONTACT US:

Jared Sibrava

E-mail: jsibrava@amphenol-ao.com

Phone: 607-643-1845

Overview

Amphenol integrated electronic products are designed and manufactured to our Ruggedization guidelines listed below. These guidelines ensure years of reliable operation in harsh environment applications where extreme operating temperatures, shock, vibration and corrosive atmospheres are regularly experienced

Temperature

- Operating Temperature - Thermal Cycles between -40°C and 85°C while device is operating
- Temperature is measured at chassis housing or card edge
- Storage Temperature - Thermal Cycles between -55°C and 125°C

Humidity

- Operating Humidity – Humidity cycle between 0-100% non-condensing humidity while device is operating
- Storage Humidity – Humidity cycle between 0-100% condensing humidity

Sealing

- Sealing can be optionally provided at the MIL-DTL-38999 interface with up to 10-5 cc/sec performance

Fluids Susceptibility

- MIL-DTL-38999 receptacle interface per EIA-364-10E

Vibration & Shock

- Sine Vibration – 10 g Peak, 5-2,000Hz
 - Based on a sine sweep duration of 10 minutes per axis in each of three mutually perpendicular axes. May be displacement limited from 5 to 44 Hz, depending on specific test.
- Random Vibration - 0.005@5Hz, 0.1@15Hz, 0.1@2,000Hz
 - 60 minutes per axis, in each of three mutually perpendicular axes.
- 40 G Peak Shock Cycle
 - Three hits in each axis, both directions, ½ sine and terminal-peak saw tooth, Total 36 hits.

Altitude

- -1,500 to 60,000 ft Altitude Testing w/ Rapid Depressurization

Electromagnetic Compatibility

- Designed to comply with MIL-STD-461E

Printed Circuit Board Assemblies

- Conformal Coat
 - Amphenol performs Conformal Coating to both sides of printed circuit board assemblies using HUMISEAL IB31 in accordance with IPC-610, Class 3.
- Printed Circuit Board Rigidity
 - Amphenol printed circuit boards are fabricated in accordance with IPC-6012, Class 3.
- Printed Circuit Board Fabrication
 - Amphenol printed circuit boards acceptance criteria is in accordance with IPC-610, Class 3.

Reliability Predictions (MTBF)

Amphenol can perform Mean Time Between Failure (MTBF) reliability analysis in full compliance with MIL-HDBK-217F-1 Parts Count Prediction and MIL-HDBK-217F-1 Parts Stress Analysis Prediction. We can also perform reliability analyses in full compliance of ANSI/VITA 51.1 if it is required or preferred over the later method.

CONTACT US:

Jared Sibrava

E-mail: jsibrava@amphenol-aa0.com

Phone: 607-643-1845

Notice: Specifications are subject to change without notice. Contact your nearest Amphenol Corporation Sales Office for the latest specifications. All statements, information and data given herein are believed to be accurate and reliable but are presented without guarantee, warranty, or responsibility of any kind, expressed or implied. Statements or suggestions concerning possible use of our products are made without representation or warranty that any such use is free of patent infringement and are not recommendations to infringe any patent. The user should assume that all safety measures are indicated or that other measures may not be required. Specifications are typical and may not apply to all connectors.

AMPHENOL is a registered trademark of Amphenol Corporation. ©2015 Amphenol Corporation REV:7/7/2015

5