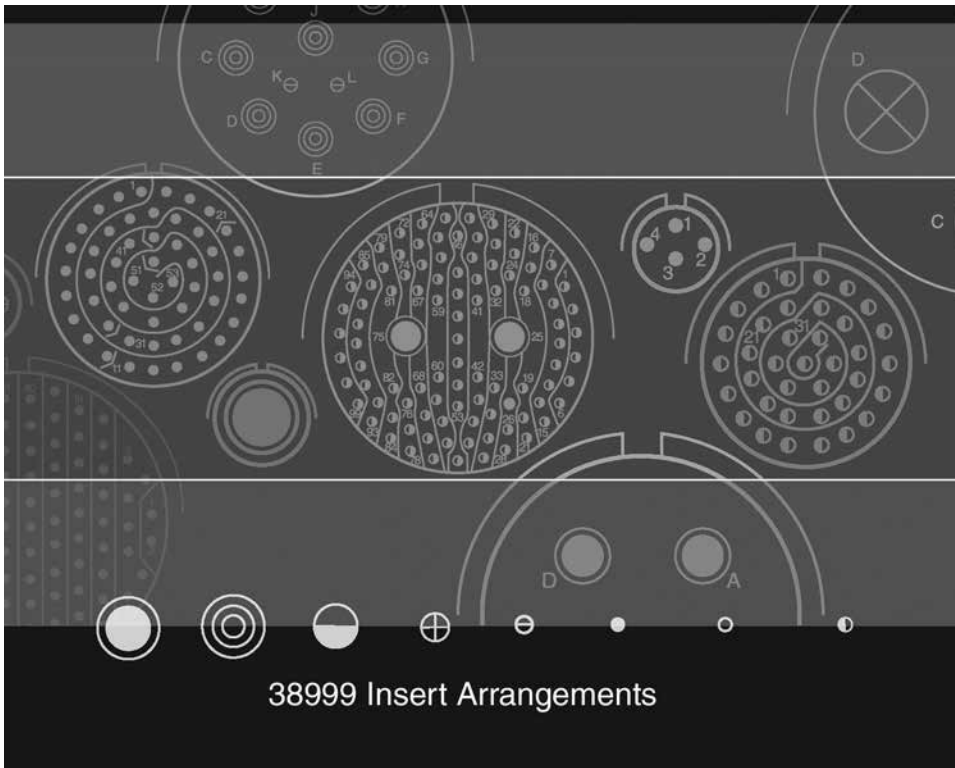


# Amphenol® 38999 Circular Contact Identification Guide

L-760-4



# Amphenol

# A SERVICE GUIDE published as an aid in identifying Amphenol® 38999 circular connector pin and socket locations.

This booklet will assist in locating the correct contact for soldering, crimping or replacement. The illustrations within are views of the insert arrangements that are available in the following subminiature types of connectors:

- JT, Qualified to MIL-DTL-38999, Series II (See catalog 12-090)
- LJT, Qualified to MIL-DTL-38999, Series I (Catalog 12-090)
- Tri-Start, Qualified to MIL-DTL-38999, Series III (Catalog 12-092)
- SJT, Proprietary version, incorporating JT and LJT features (Catalog 12-091)

The chart below shows a listing of the insert arrangements shown in this publication. The connector catalogs should be referenced (see left) for the full insert availability that is currently offered for each connector series. This publication gives only a portion of the availability for 38999 type connectors.

The even shell sizes apply to JT or SJT connectors; the odd shell sizes apply to LJT or Tri-Start (TV) connectors.

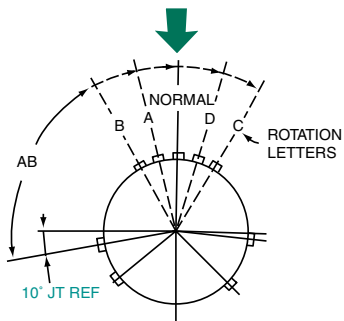
For additional information, please contact:

Amphenol Aerospace  
40-60 Delaware Ave.  
Sidney, NY 13838-1395  
Phone: 607-563-5011  
All 38999 catalogs are on-line at:  
[www.amphenol-aerospace.com](http://www.amphenol-aerospace.com)

**Notice:** Specifications are subject to change without notice. Contact your nearest Amphenol Corporation Sales Office for the latest specifications. All statements, information and data given herein are believed to be accurate and reliable but are presented without guarantee, warranty, or responsibility of any kind expressed or implied. Statements or suggestions concerning possible use of our products are made without representation or warranty that any such use is free of patent infringement and are not recommendations to infringe any patent. The user should not assume that all safety measures are indicated or that other measures may not be required. Specifications are typical and may not apply to all connectors.

A plug with a given rotation letter will mate with a receptacle with the same rotation letter. The AB angle for a given connector is the same whether it contains pins or sockets. Only the master key/keyway rotates in the shell, and the insert always remains in the same position relative to the minor keys.

AB angles shown are viewed from the front face of the connector, a receptacle is shown below. The angles for the plug are exactly the same except the direction of rotation is opposite of that shown for the receptacle.

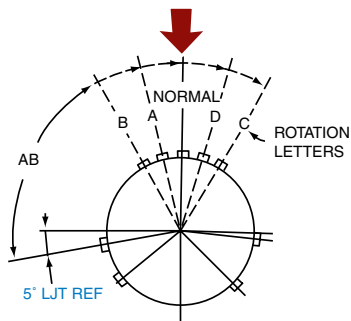


RELATIVE POSSIBLE POSITION OF ROTATED MASTER KEYWAY (front face of receptacle shown)

### JT Master Key/Keyway Rotation

AB ANGLE OF ROTATION (Degrees)

Shell Size	Normal	A	B	C	D
8	100°	82°	-	-	118°
10	100°	86°	72°	128°	114°
12	100°	80°	68°	132°	120°
14	100°	79°	66°	134°	121°
16	100°	82°	70°	130°	118°
18	100°	82°	70°	130°	118°
20	100°	82°	70°	130°	118°
22	100°	85°	74°	126°	115°
24	100°	85°	74°	126°	115°



RELATIVE POSSIBLE POSITION OF ROTATED MASTER KEYWAY (front face of receptacle shown)

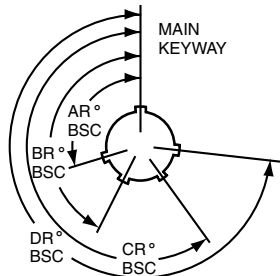
### LJT Master Key/Keyway Rotation

AB ANGLE OF ROTATION (Degrees)

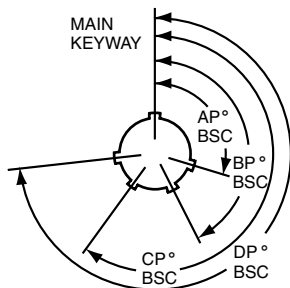
Shell Size	Normal	A	B	C	D
9	95°	77°	-	-	113°
11	95°	81°	67°	123°	109°
13	95°	75°	63°	127°	115°
15	95°	74°	61°	129°	116°
17	95°	77°	65°	125°	113°
19	95°	77°	65°	125°	113°
21	95°	77°	65°	125°	113°
23	95°	80°	69°	121°	110°
25	95°	80°	69°	121°	110°

A plug with a given rotation letter will mate with a receptacle with the same rotation letter. The angles for a given connector are the same whether it contains pins or sockets. Inserts are not rotated in conjunction with the master key/keyway.

### RECEPTACLE (front face shown)



### PLUG (front face shown)



Shell Size	Key & keyway arrangement identification letter	AR° or AP° BSC	BR° or BP° BSC	CR° or CP° BSC	DR° or DP° BSC
9	N	105	140	215	265
	A	102	132	248	320
	B	80	118	230	312
	C	35	140	205	275
	D	64	155	234	304
11, 13, and 15	E	91	131	197	240
	N	95	141	208	236
	A	113	156	182	292
	B	90	145	195	252
	C	53	156	220	255
17 and 19	D	119	146	176	298
	E	51	141	184	242
	N	80	142	196	293
	A	135	170	200	310
	B	49	169	200	244
21, 23, and 25	C	66	140	200	257
	D	62	145	180	280
	E	79	153	197	272
	N	80	142	196	293
	A	135	170	200	310
25L, 33, and 37	B	49	169	200	244
	C	66	140	188	257
	D	62	145	188	280
	E	79	153	188	272
	N	80	142	188	293

Rear of  
Pin Insert

Front of  
Socket Insert

Contact  
No. Size

2 20

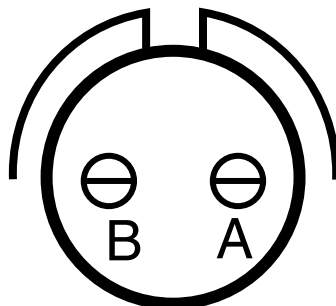
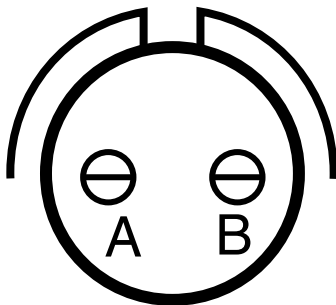
Service  
Rating

M

Rear of  
Socket Insert

Front of  
Pin Insert

Used in  
(JT Series)  
MIL-DTL-38999  
Series II



CONTACT  
LEGEND

Used in  
Tri-Start Series  
MIL-DTL-38999  
Series III

8-2

Formerly Pyle

9-2

Rear of  
Pin Insert

Front of  
Socket Insert

Contact  
No. Size

3 20

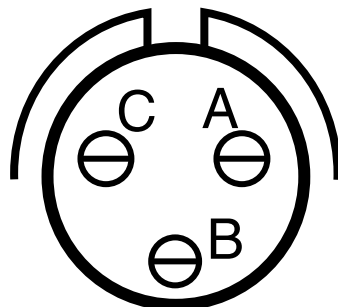
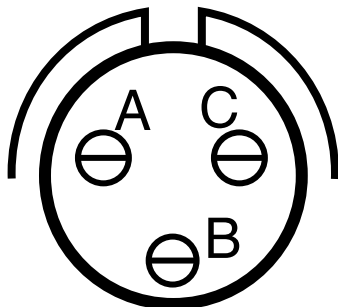
Service  
Rating

M

Rear of  
Socket Insert

Front of  
Pin Insert

Used in  
(JT Series)  
MIL-DTL-38999  
Series II



CONTACT  
LEGEND


Used in  
LJT Series  
MIL-DTL-38999  
Series I

**8-3**

**9-3**

Rear of  
Pin Insert

Front of  
Socket Insert



Contact  
No. Size


1 8 Twinax

Service  
Rating

Grounded

Rear of  
Socket Insert

Front of  
Pin Insert



CONTACT  
LEGEND

Used in  
Tri-Start Series  
MIL-DTL-38999  
Series III

**8-5**

**9-5**

Rear of  
Pin Insert

Front of  
Socket Insert

Contact  
No. Size  
6 22M



Service  
Rating

M

Rear of  
Socket Insert

Front of  
Pin Insert

Used in  
(JT Series)  
MIL-DTL-38999  
Series II



CONTACT  
LEGEND

Used in  
LJT Series  
MIL-DTL-38999  
Series I

**8-6**

**9-6**



Rear of  
Pin Insert

Front of  
Socket Insert



Contact  
No. Size  
7 22M

Service  
Rating

M

Rear of  
Socket Insert

Front of  
Pin Insert



CONTACT  
LEGEND

Used in  
LJT Series  
MIL-DTL-38999  
Series I

8-7

9-7

Rear of  
Pin Insert

Front of  
Socket Insert


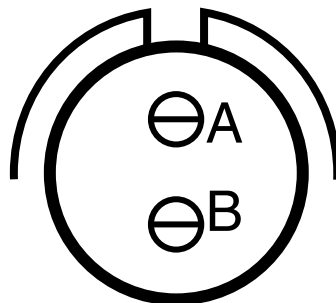
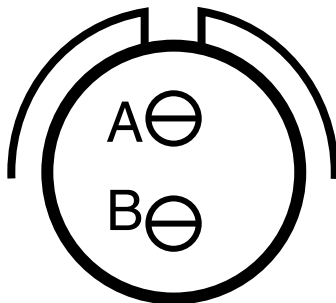
Contact  
No. Size  
2 20

Service  
Rating

I

Rear of  
Socket Insert

Front of  
Pin Insert



CONTACT  
LEGEND

Used in  
LJT Series  
MIL-DTL-38999  
Series I

**8-22**

**9-22**

Rear of  
Pin Insert

Front of  
Socket Insert

Contact  
No. Size  
6 22D

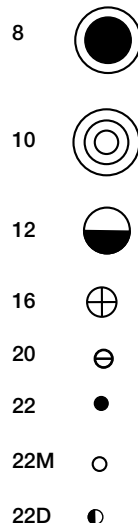


Service  
Rating

M

Rear of  
Socket Insert

Front of  
Pin Insert

Used in  
(JT Series)  
MIL-DTL-38999  
Series II



CONTACT  
LEGEND

Used in  
LJT & Tri-Start Series  
MIL-DTL-38999  
Series I & III

**8-35**

**9-35**

Rear of  
Pin Insert

Front of  
Socket Insert

Contact  
No. Size

4 22


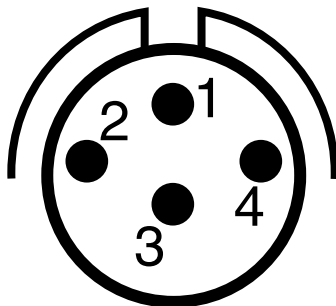
Service  
Rating

M

Rear of  
Socket Insert

Front of  
Pin Insert

Used in  
(JT Series)  
MIL-DTL-38999  
Series II



CONTACT  
LEGEND

Used in  
LJT Series  
MIL-DTL-38999  
Series I

**8-44**

**9-44**

Rear of  
Pin Insert

Front of  
Socket Insert

Contact  
No. Size

2 22M

2 20



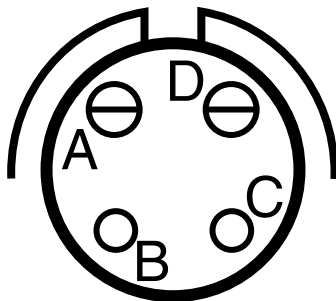
Service  
Rating

M

Rear of  
Socket Insert

Front of  
Pin Insert

Used in  
(JT Series)  
MIL-DTL-38999  
Series II



CONTACT  
LEGEND

**8-97**

**9-97**

Rear of  
Pin Insert

Front of  
Socket Insert

Contact  
No. Size  
3 20

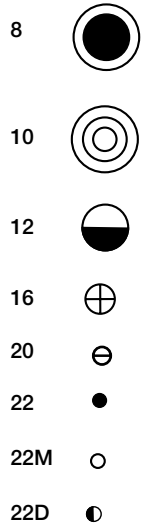
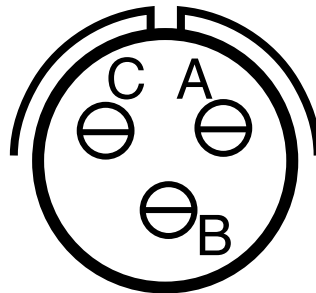
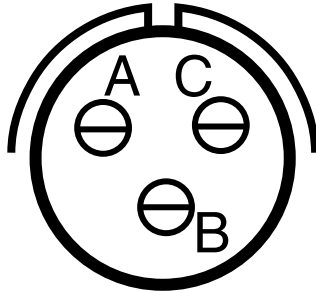
Service  
Rating

I

Rear of  
Socket Insert

Front of  
Pin Insert

Used in  
(JT Series)  
MIL-DTL-38999  
Series II



CONTACT  
LEGEND

Used in  
LJT & Tri-Start Series  
MIL-DTL-38999  
Series I & III

**8-98**

**9-98**

Rear of  
Pin Insert

Front of  
Socket Insert

Contact  
No. Size


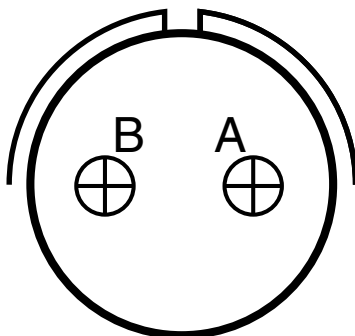
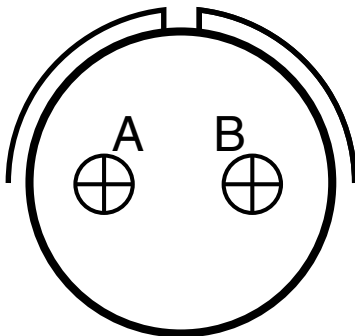
2 16

Service  
Rating

I

Rear of  
Socket Insert

Front of  
Pin Insert



CONTACT  
LEGEND

Used in  
LJT & Tri-Start Series  
MIL-DTL-38999  
Series I & III

**10-2**

**11-2**

Rear of  
Pin Insert

Front of  
Socket Insert

Contact  
No. Size

4 20

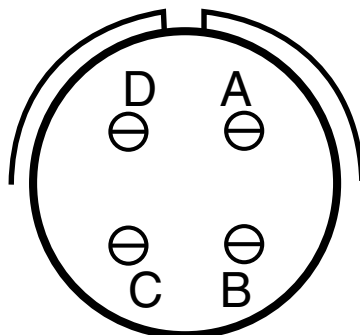
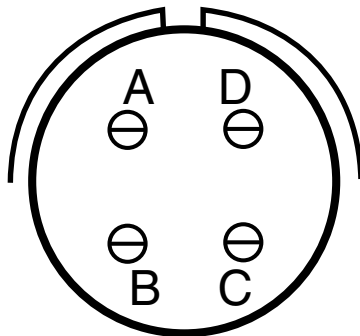
Service  
Rating

I

Rear of  
Socket Insert

Front of  
Pin Insert

Used in  
(JT Series)  
MIL-DTL-38999  
Series II



CONTACT  
LEGEND

Used in  
LJT Series  
MIL-DTL-38999  
Series I

**10-4**

**11-4**



Rear of  
Pin Insert

Front of  
Socket Insert

Contact  
No. Size  
5     20

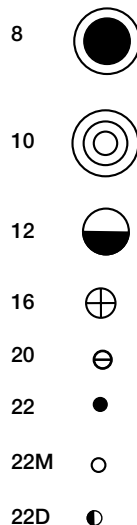
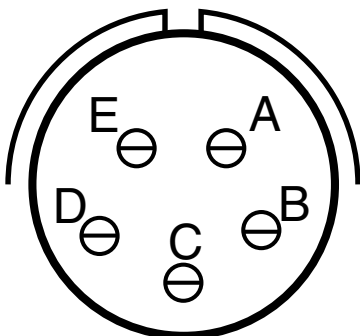
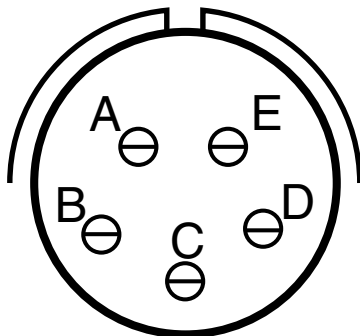
Service  
Rating

I

Rear of  
Socket Insert

Front of  
Pin Insert

Used in  
(JT Series)  
MIL-DTL-38999  
Series II



CONTACT  
LEGEND

Used in  
LJT & Tri-Start Series  
MIL-DTL-38999  
Series I & III

**10-5**

**11-5**

Rear of  
Pin Insert

Front of  
Socket Insert

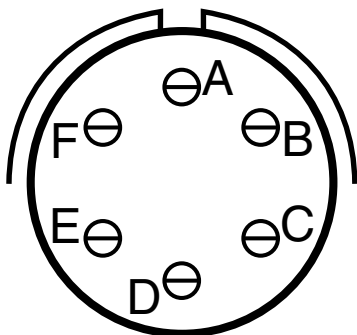
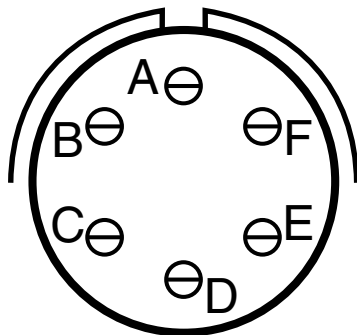
Contact  
No. Size  
6    20

Service  
Rating

I

Rear of  
Socket Insert

Front of  
Pin Insert



CONTACT  
LEGEND

Used in  
LJT Series  
MIL-DTL-38999  
Series I

**10-6**

**11-6**

Rear of  
Pin Insert

Front of  
Socket Insert

Contact  
No. Size  
13 22M



Service  
Rating

M

Rear of  
Socket Insert

Front of  
Pin Insert

Used in  
(JT Series)  
MIL-DTL-38999  
Series II



CONTACT  
LEGEND


Used in  
LJT Series  
MIL-DTL-38999  
Series I

**10-13**

**11-13**

Rear of  
Pin Insert

Front of  
Socket Insert




Contact  
No. Size  
13 22D

Service  
Rating

M

Rear of  
Socket Insert

Front of  
Pin Insert



Used in  
(JT Series)  
MIL-DTL-38999  
Series II



CONTACT  
LEGEND

Used in  
LJT & Tri-Start Series  
MIL-DTL-38999  
Series I & III

**10-35**

**11-35**

Rear of  
Pin Insert

Front of  
Socket Insert


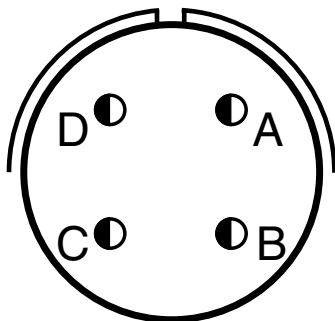
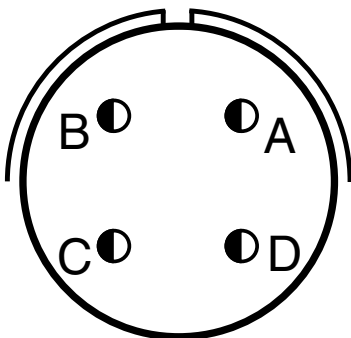
Contact  
No. Size  
4 22D

Service  
Rating

M

Rear of  
Socket Insert

Front of  
Pin Insert



CONTACT  
LEGEND

Used in  
Tri-Start Series  
MIL-DTL-38999  
Series III

**10-54**

**11-54**

Rear of  
Pin Insert

Front of  
Socket Insert

Contact  
No. Size  
6 20

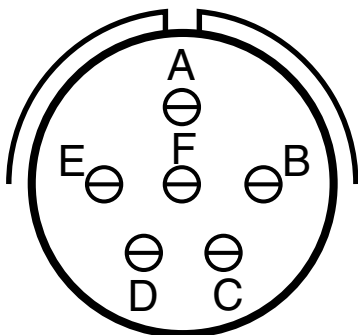
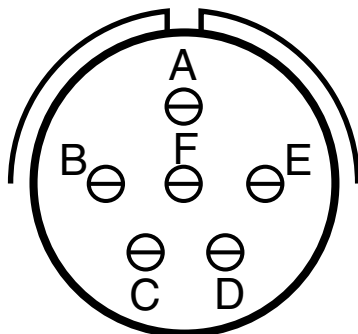
Service  
Rating

I

Rear of  
Socket Insert

Front of  
Pin Insert

Used in  
(JT Series)  
MIL-DTL-38999  
Series II



CONTACT  
LEGEND

Used in  
LJT & Tri-Start Series  
MIL-DTL-38999  
Series I & III

**10-98**

**11-98**

Rear of  
Pin Insert

Front of  
Socket Insert

Contact  
No. Size  
7 20

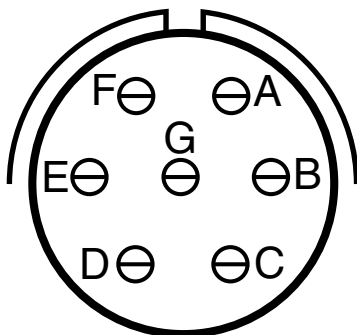
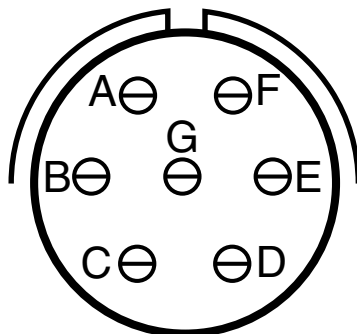
Service  
Rating

I

Rear of  
Socket Insert

Front of  
Pin Insert

Used in  
(JT Series)  
MIL-DTL-38999  
Series II



CONTACT  
LEGEND

Used in  
LJT & Tri-Start Series  
MIL-DTL-38999  
Series I & III

**10-99**

**11-99**

Rear of  
Pin Insert

Front of  
Socket Insert

Contact  
No. Size  
3 16

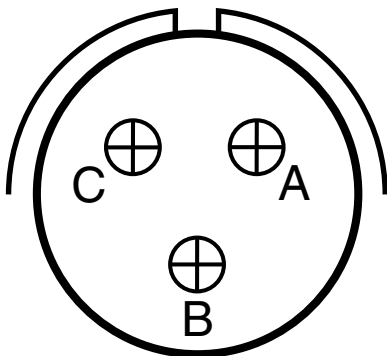
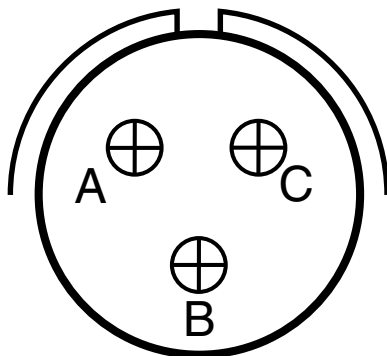
Service  
Rating

II

Rear of  
Socket Insert

Front of  
Pin Insert

Used in  
(JT Series)  
MIL-DTL-38999  
Series II



CONTACT  
LEGEND

Used in  
LJT Series  
MIL-DTL-38999  
Series I

**12-3**

**13-3**



Rear of  
Pin Insert

Front of  
Socket Insert

Contact  
No. Size  
4 16

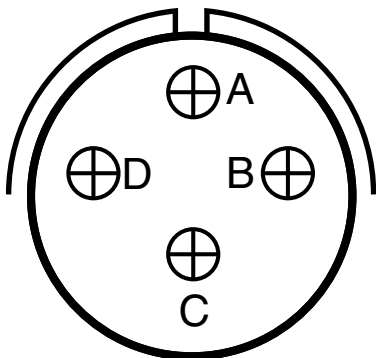
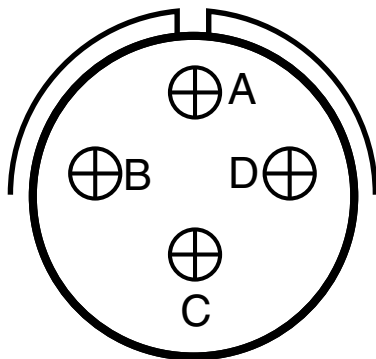
Service  
Rating

I

Rear of  
Socket Insert

Front of  
Pin Insert

Used in  
(JT Series)  
MIL-DTL-38999  
Series II



CONTACT  
LEGEND

Used in  
LJT & Tri-Start Series  
MIL-DTL-38999  
Series I & III

**12-4**

**13-4**

Rear of  
Pin Insert

Front of  
Socket Insert

Contact  
No. Size  
8 20

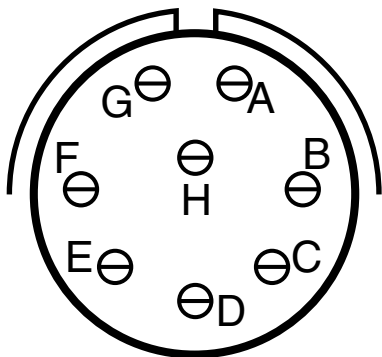
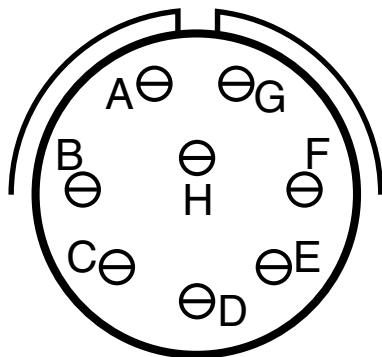
Service  
Rating

I

Rear of  
Socket Insert

Front of  
Pin Insert

Used in  
(JT Series)  
MIL-DTL-38999  
Series II



CONTACT  
LEGEND

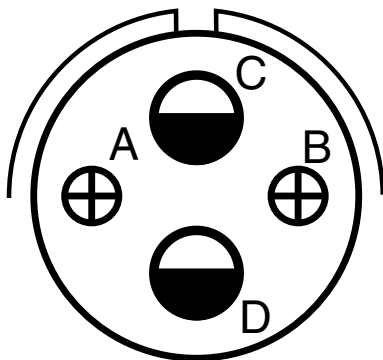
Used in  
LJT & Tri-Start Series  
MIL-DTL-38999  
Series I & III

**12-8**

**13-8**

Rear of  
Pin Insert

Front of  
Socket Insert



Contact  
No. Size

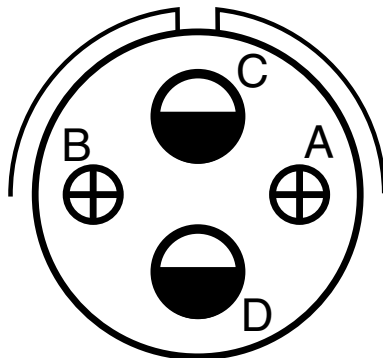
2	16
2	12

Service  
Rating

I, Fiber Optic

Rear of  
Socket Insert

Front of  
Pin Insert



CONTACT  
LEGEND

Used in  
Tri-Start Series  
MIL-DTL-38999  
Series III

**12-13**

**13-13**

Rear of  
Pin Insert

Front of  
Socket Insert

Contact  
No. Size  
22 22M



Service  
Rating

M

Rear of  
Socket Insert

Front of  
Pin Insert

Used in  
(JT Series)  
MIL-DTL-38999  
Series II



CONTACT  
LEGEND

Used in  
LJT Series  
MIL-DTL-38999  
Series I

**12-22**

**13-22**

Rear of  
Pin Insert

Front of  
Socket Insert

Contact  
No. Size  
22 22D




Service  
Rating

M

Rear of  
Socket Insert

Front of  
Pin Insert

Used in  
(JT Series)  
MIL-DTL-38999  
Series II



CONTACT  
LEGEND

Used in  
LJT & Tri-Start Series  
MIL-DTL-38999  
Series I & III

**12-35**

**13-35**

Rear of  
Pin Insert

Front of  
Socket Insert

Contact  
No. Size  
10    20

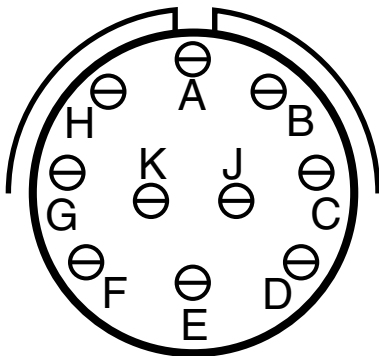
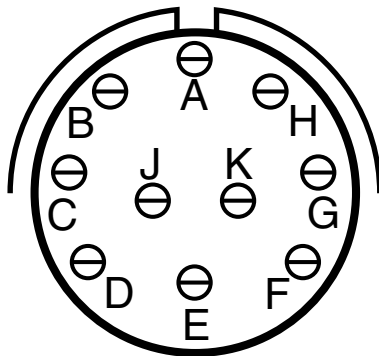
Service  
Rating

I

Rear of  
Socket Insert

Front of  
Pin Insert

Used in  
(JT Series)  
MIL-DTL-38999  
Series II



CONTACT  
LEGEND

Used in  
LJT & Tri-Start Series  
MIL-DTL-38999  
Series I & III

**12-98**

**13-98**

Rear of  
Pin Insert

Front of  
Socket Insert

Contact  
No. Size

4 12

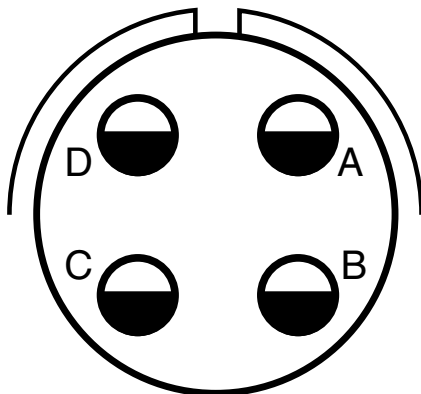
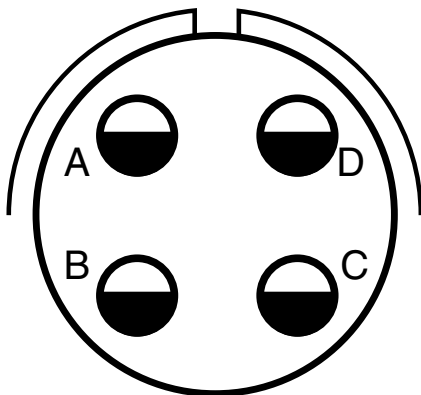
Service  
Rating

I

Rear of  
Socket Insert

Front of  
Pin Insert

Used in  
(JT Series)  
MIL-DTL-38999  
Series II



CONTACT  
LEGEND

Used in  
LJT & Tri-Start Series  
MIL-DTL-38999  
Series I & III

Formerly Pyle

14-4

15-4

Rear of  
Pin Insert

Front of  
Socket Insert

Contact  
No. Size  
5 16


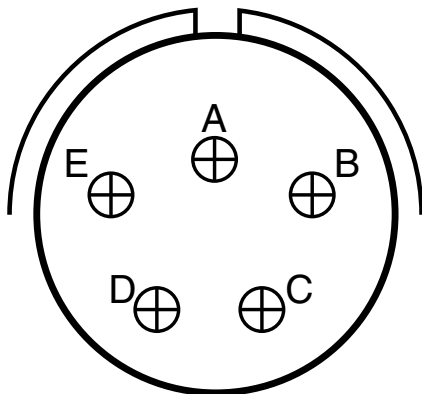
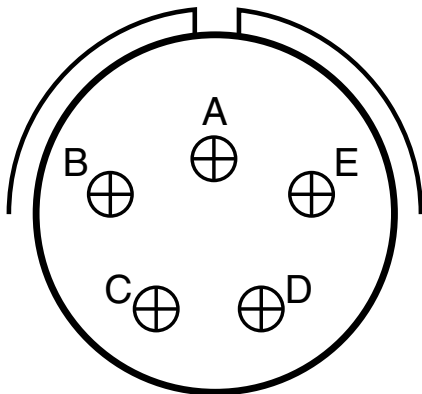
Service  
Rating

II

Rear of  
Socket Insert

Front of  
Pin Insert

Used in  
(JT Series)  
MIL-DTL-38999  
Series II



CONTACT  
LEGEND

Used in  
LJT & Tri-Start Series  
MIL-DTL-38999  
Series I & III

**14-5**

**15-5**



Rear of  
Pin Insert

Front of  
Socket Insert

Contact  
No. Size

14 20

1 16

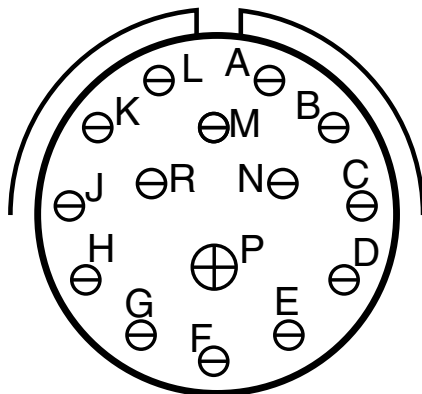
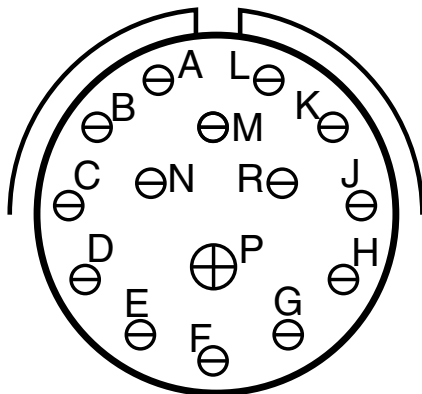
Service  
Rating

I

Rear of  
Socket Insert

Front of  
Pin Insert

Used in  
(JT Series)  
MIL-DTL-38999  
Series II



CONTACT  
LEGEND

Used in  
LJT & Tri-Start Series  
MIL-DTL-38999  
Series I & III

**14-15**

**15-15**

Rear of  
Pin Insert

Front of  
Socket Insert


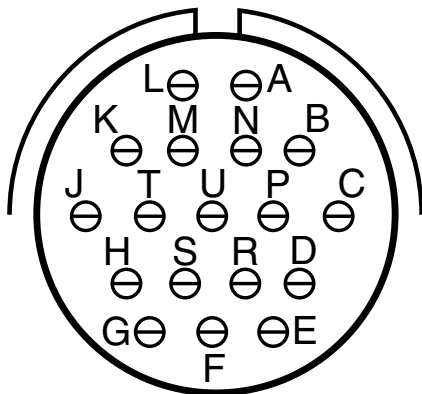
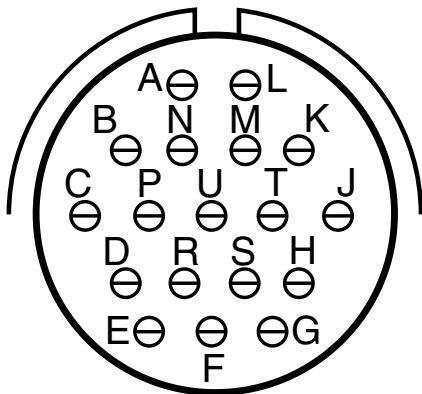
Contact  
No. Size  
18 20

Service  
Rating  
I

Rear of  
Socket Insert

Front of  
Pin Insert

Used in  
(JT Series)  
MIL-DTL-38999  
Series II



CONTACT  
LEGEND

Used in  
LJT & Tri-Start Series  
MIL-DTL-38999  
Series I & III

**14-18**

**15-18**



Rear of  
Pin Insert

Front of  
Socket Insert

Contact  
No. Size

22 22D


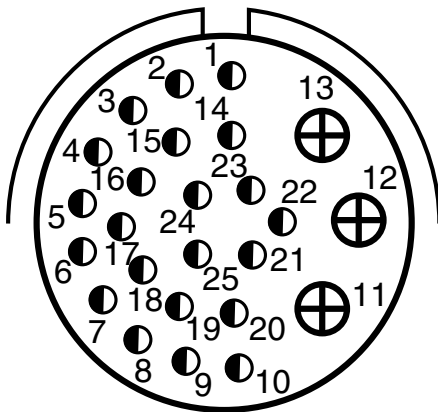
3 16

Service  
Rating

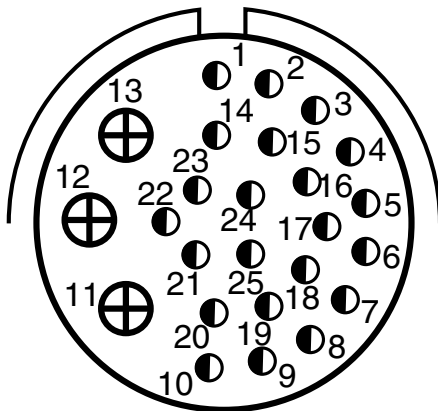
M

Rear of  
Socket Insert

Front of  
Pin Insert



CONTACT  
LEGEND



Used in  
Tri-Start Series  
MIL-DTL-38999  
Series III

**14-25**

Formerly Pyle

**15-25**

Rear of  
Pin Insert

Front of  
Socket Insert

Contact  
No. Size  
37 22D


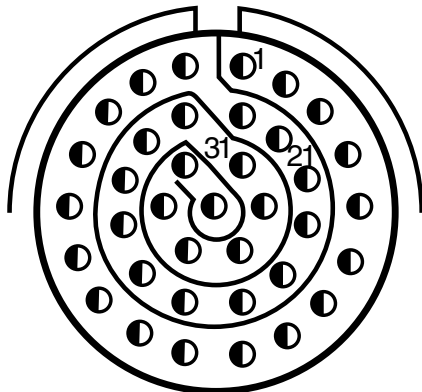
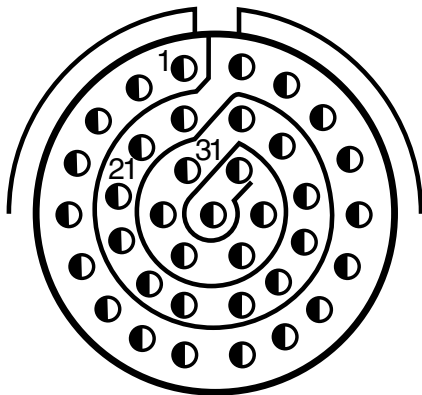
Service  
Rating

M

Rear of  
Socket Insert

Front of  
Pin Insert

Used in  
(JT Series)  
MIL-DTL-38999  
Series II



CONTACT  
LEGEND

Used in  
LJT & Tri-Start Series  
MIL-DTL-38999  
Series I & III

**14-35**

**15-35**

Rear of  
Pin Insert

Front of  
Socket Insert

Contact  
No. Size  
37 22M

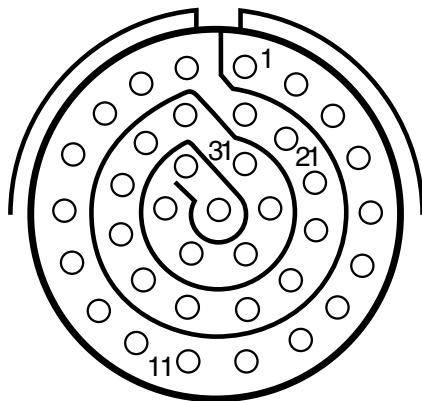
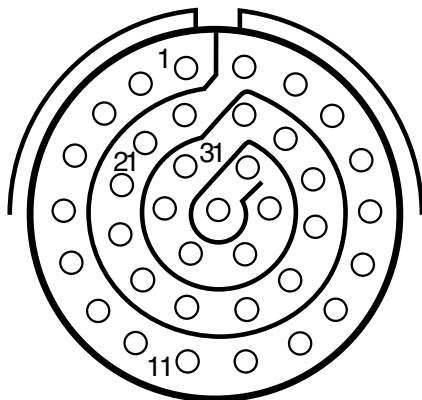
Service  
Rating

M

Rear of  
Socket Insert

Front of  
Pin Insert

Used in  
(JT Series)  
MIL-DTL-38999  
Series II



CONTACT  
LEGEND

Used in  
LJT Series  
MIL-DTL-38999  
Series I

**14-37**

**15-37**

Rear of  
Pin Insert

Front of  
Socket Insert

Contact  
No. Size  
8 16

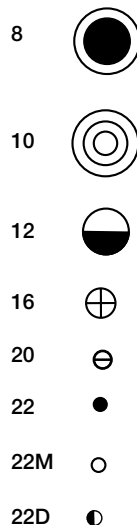
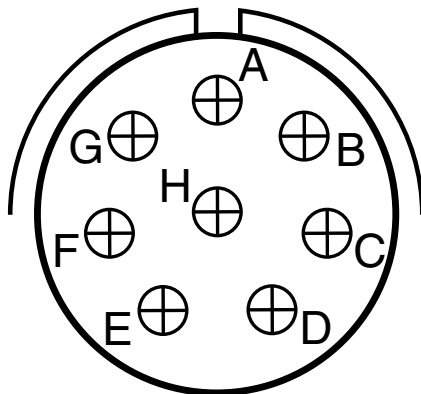
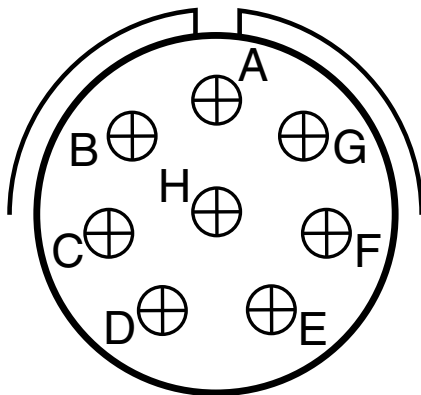
Service  
Rating

I

Rear of  
Socket Insert

Front of  
Pin Insert

Used in  
(JT Series)  
MIL-DTL-38999  
Series II



CONTACT  
LEGEND

Used in  
LJT Series  
MIL-DTL-38999  
Series I

14-68

15-68

Rear of  
Pin Insert

Front of  
Socket Insert

Contact  
No. Size

8 20

4 16


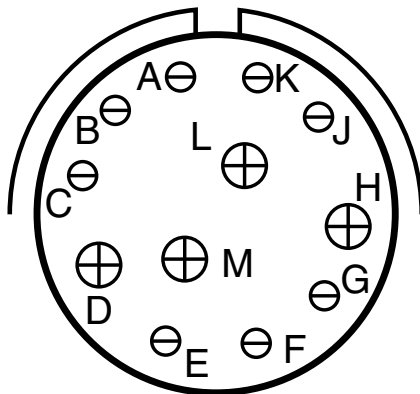
Service  
Rating

I

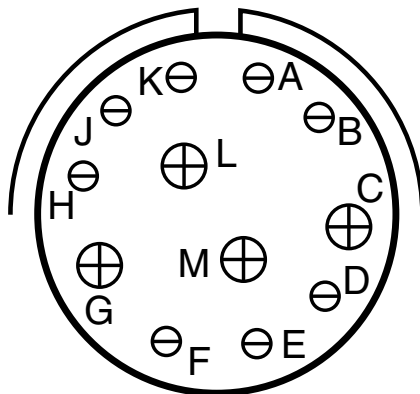
Rear of  
Socket Insert

Front of  
Pin Insert

Used in  
(JT Series)  
MIL-DTL-38999  
Series II



CONTACT  
LEGEND



Used in  
LJT & Tri-Start Series  
MIL-DTL-38999  
Series I & III

**14-97**

**15-97**



Rear of  
Pin Insert

Front of  
Socket Insert

Contact  
No. Size

38 22D

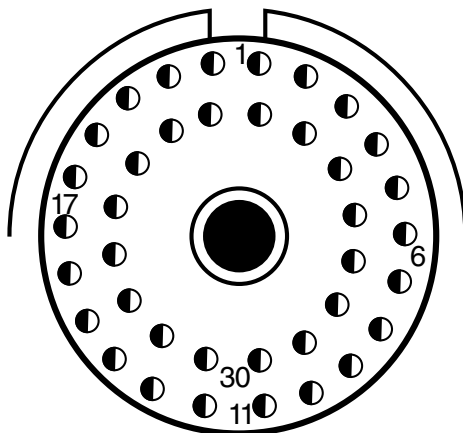
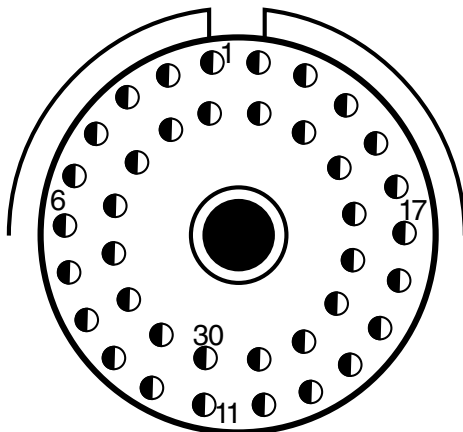
1 8 Twinax

Service  
Rating

M

Rear of  
Socket Insert

Front of  
Pin Insert



CONTACT  
LEGEND

Used in  
LJT & Tri-Start Series  
MIL-DTL-38999  
Series I & III

**16-2**

**17-2**

Rear of  
Pin Insert

Front of  
Socket Insert

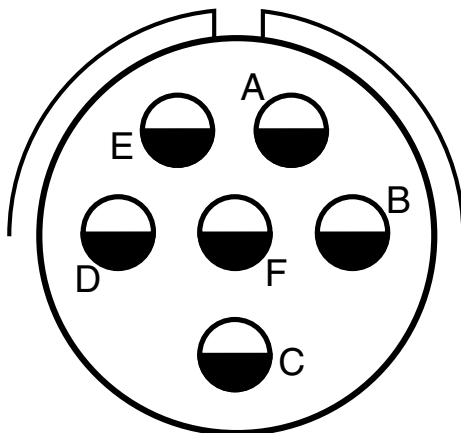
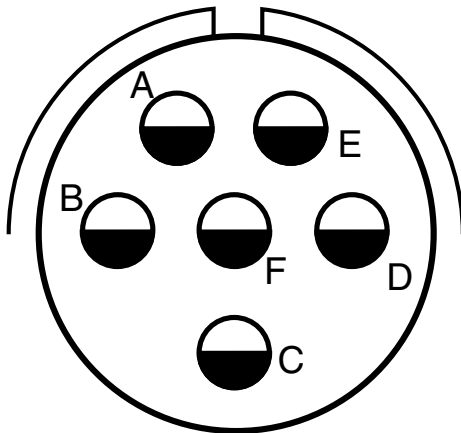
Contact  
No. Size  
6 12

Service  
Rating  
I

Rear of  
Socket Insert

Front of  
Pin Insert

Used in  
(JT Series)  
MIL-DTL-38999  
Series II



CONTACT  
LEGEND

Used in  
LJT & Tri-Start Series  
MIL-DTL-38999  
Series I & III

**16-6**

**17-6**

Rear of  
Pin Insert

Front of  
Socket Insert

Contact  
No. Size  
8 16

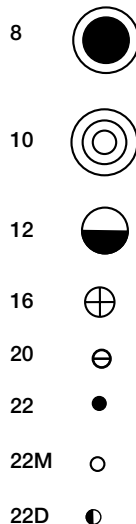
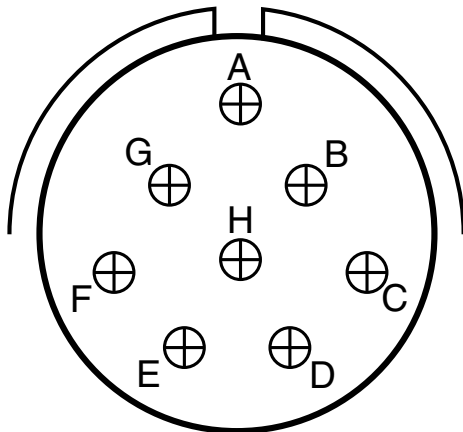
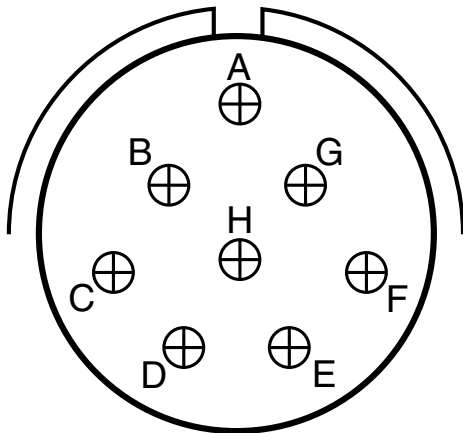
Service  
Rating

II

Rear of  
Socket Insert

Front of  
Pin Insert

Used in  
(JT Series)  
MIL-DTL-38999  
Series II



CONTACT  
LEGEND

Used in  
LJT & Tri-Start Series  
MIL-DTL-38999  
Series I & III

**16-8**

**17-8**

Rear of  
Pin Insert

Front of  
Socket Insert

Contact  
No. Size  
13 16

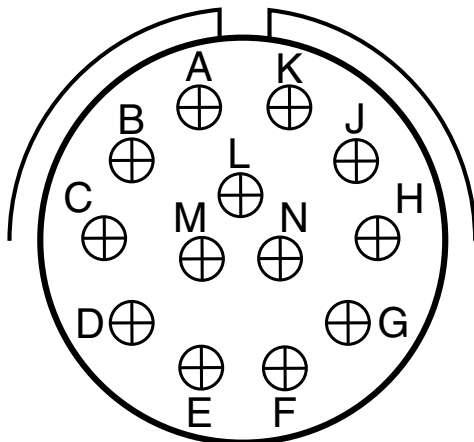
Service  
Rating

I

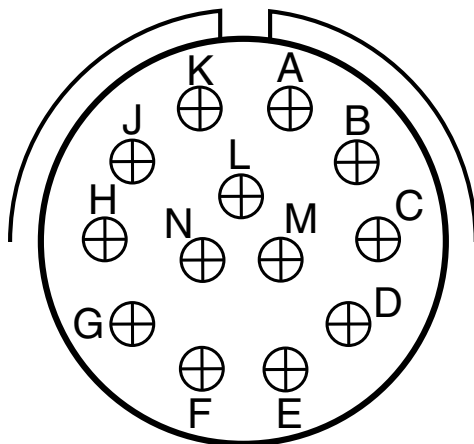
Rear of  
Socket Insert

Front of  
Pin Insert

Used in  
(JT Series)  
MIL-DTL-38999  
Series II



CONTACT  
LEGEND



Used in  
LJT Series  
MIL-DTL-38999  
Series I

**16-13**

**17-13**

Rear of  
Pin Insert

Front of  
Socket Insert

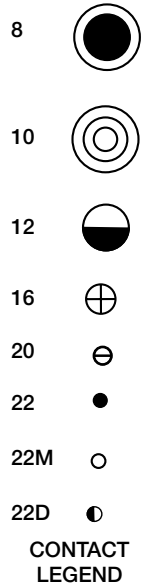
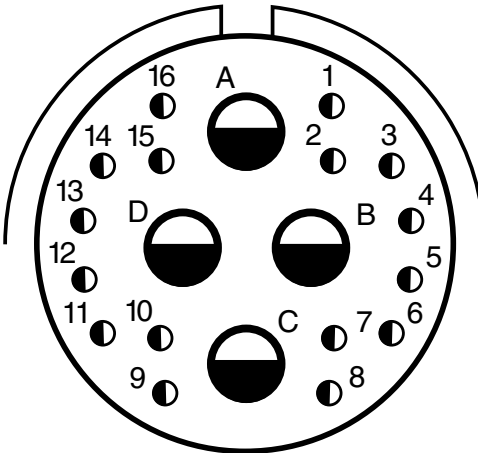
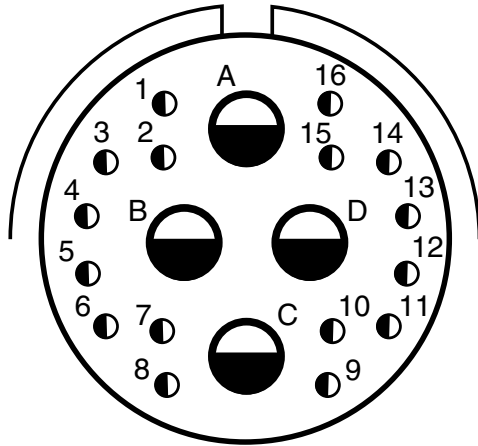
Contact No.	Size
16	22D
4	12

Service  
Rating

M

Rear of  
Socket Insert

Front of  
Pin Insert



Used in  
Tri-Start Series  
MIL-DTL-38999  
Series III

Formerly Pyle

**16-20**

**17-20**

Rear of  
Pin Insert

Front of  
Socket Insert

Contact  
No. Size

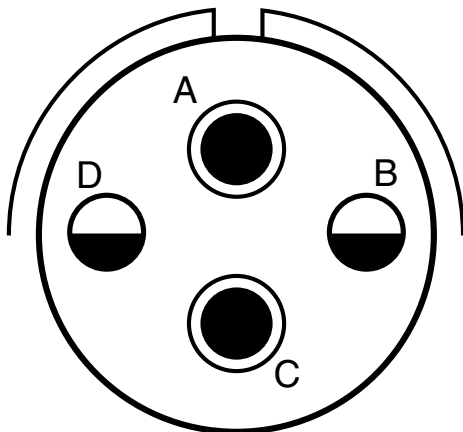
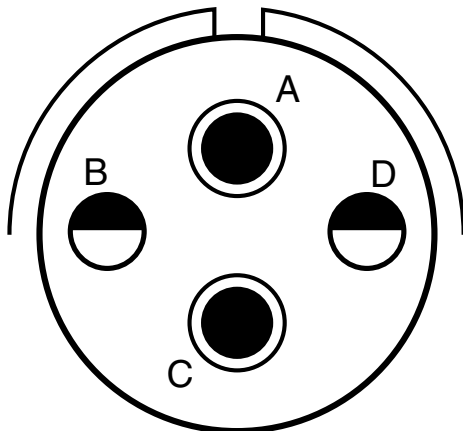
2 12 Coax  
2 8 Coax

Service  
Rating

Coax

Rear of  
Socket Insert

Front of  
Pin Insert



CONTACT  
LEGEND

Used in  
LJT & Tri-Start Series  
MIL-DTL-38999  
Series I & III

**16-22**

**17-22**

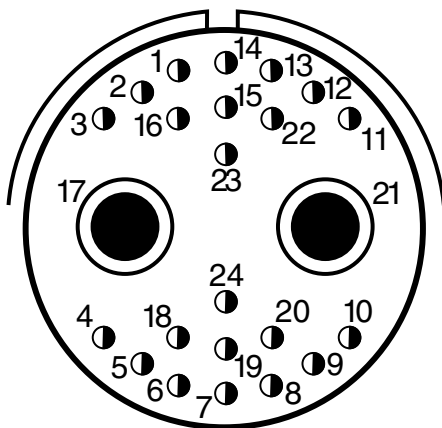
Rear of  
Pin Insert

Front of  
Socket Insert

Contact  
No. Size

22 22D

2 8 Coax



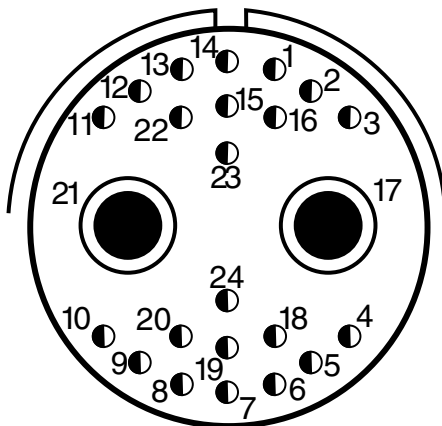
CONTACT  
LEGEND

Service  
Rating

M

Rear of  
Socket Insert

Front of  
Pin Insert



Used in  
LJT Series  
MIL-DTL-38999  
Series I

**16-25**

**17-25**

Rear of  
Pin Insert

Front of  
Socket Insert

Contact  
No. Size  
26 20

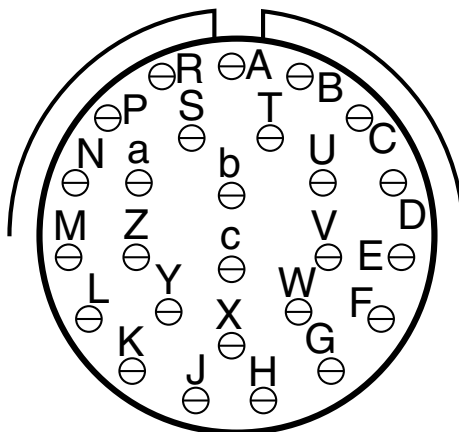
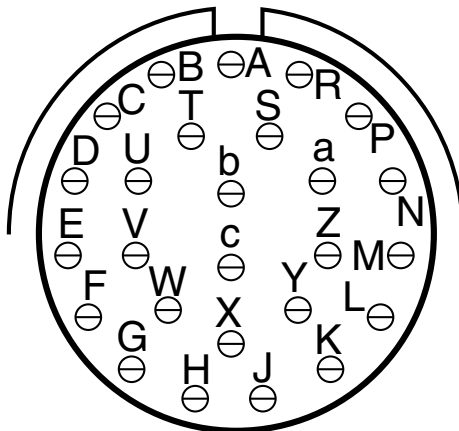
Service  
Rating

I

Rear of  
Socket Insert

Front of  
Pin Insert

Used in  
(JT Series)  
MIL-DTL-38999  
Series II



CONTACT  
LEGEND

Used in  
LJT & Tri-Start Series  
MIL-DTL-38999  
Series I & III

**16-26**

**17-26**



Rear of  
Pin Insert

Front of  
Socket Insert

Contact  
No. Size  
55 22D

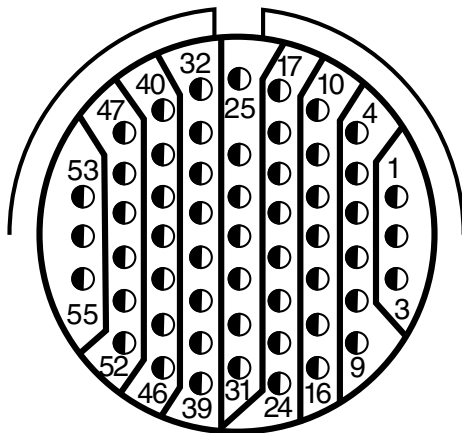
Service  
Rating

M

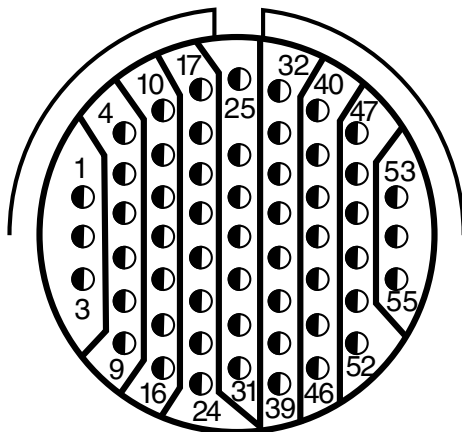
Rear of  
Socket Insert

Front of  
Pin Insert

Used in  
(JT Series)  
MIL-DTL-38999  
Series II



CONTACT  
LEGEND



Used in  
LJT & Tri-Start Series  
MIL-DTL-38999  
Series I & III

**16-35**

**17-35**

Rear of  
Pin Insert

Front of  
Socket Insert

Contact  
No. Size  
42 22

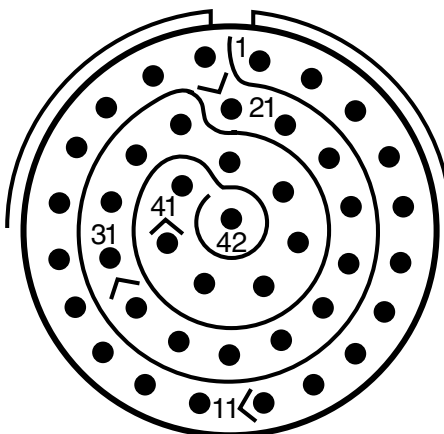
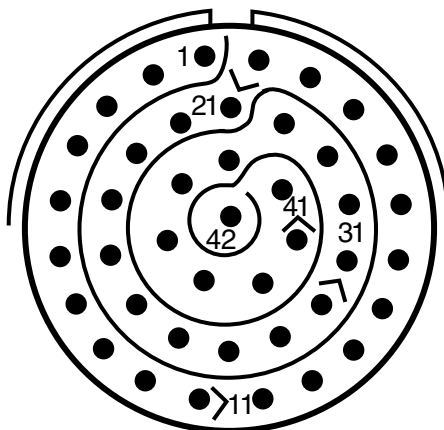
Service  
Rating

M

Rear of  
Socket Insert

Front of  
Pin Insert

Used in  
(JT Series)  
MIL-DTL-38999  
Series II



CONTACT  
LEGEND

Used in  
LJT Series  
MIL-DTL-38999  
Series I

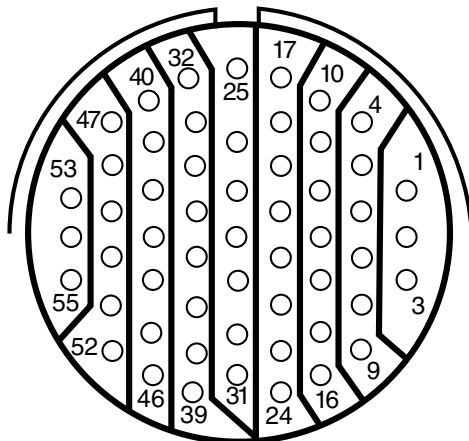
**16-42**

**17-42**

Rear of  
Pin Insert

Front of  
Socket Insert

Contact  
No. Size  
55 22M



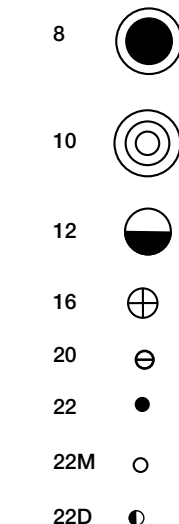
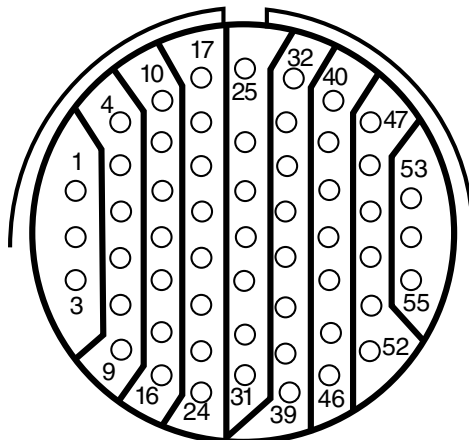
Service  
Rating

M

Rear of  
Socket Insert

Front of  
Pin Insert

Used in  
(JT Series)  
MIL-DTL-38999  
Series II



CONTACT  
LEGEND

Used in  
LJT Series  
MIL-DTL-38999  
Series I

**16-55**

**17-55**

Rear of  
Pin Insert

Front of  
Socket Insert

Contact  
No. Size


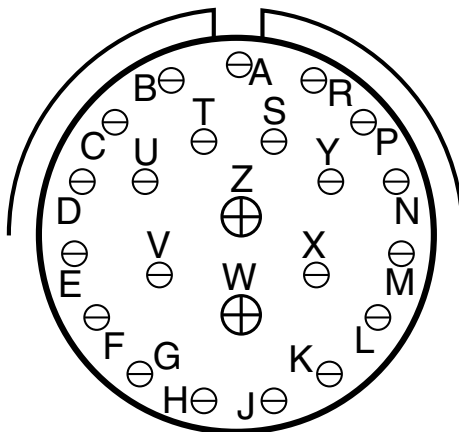
21	20
2	16

Service  
Rating

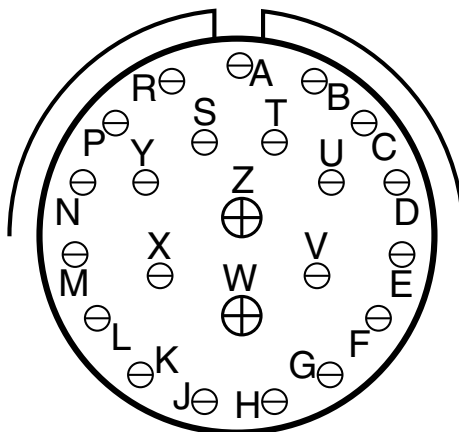
Rear of  
Socket Insert

Front of  
Pin Insert

Used in  
(JT Series)  
MIL-DTL-38999  
Series II



CONTACT  
LEGEND



Used in  
LJT & Tri-Start Series  
MIL-DTL-38999  
Series I & III

**16-99**

**17-99**

Rear of  
Pin Insert

Front of  
Socket Insert

Contact  
No. Size  
11 16

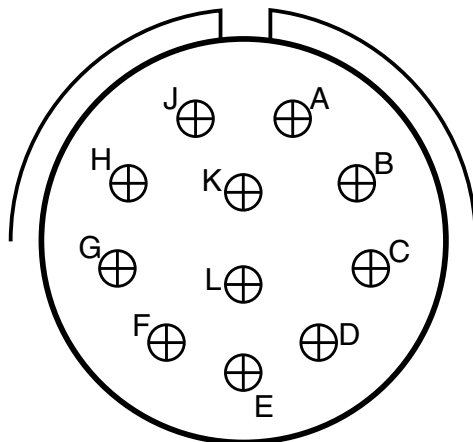
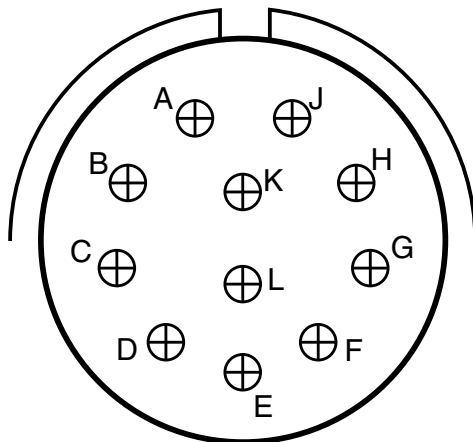
Service  
Rating

II

Rear of  
Socket Insert

Front of  
Pin Insert

Used in  
(JT Series)  
MIL-DTL-38999  
Series II



8



10



12



16



20



22



22M



22D



CONTACT  
LEGEND

Used in  
LJT & Tri-Start Series  
MIL-DTL-38999  
Series I & III

**18-11**

**19-11**

Rear of  
Pin Insert

Front of  
Socket Insert

Contact  
No. Size

14 22D

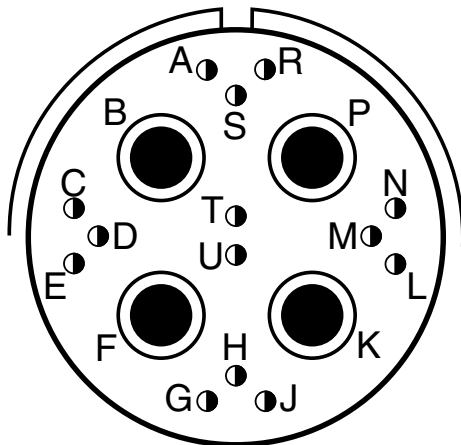
4 8 Twinax

Service  
Rating

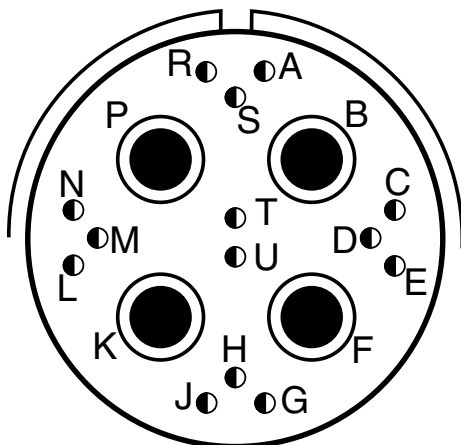
M/Twinax

Rear of  
Socket Insert

Front of  
Pin Insert



CONTACT  
LEGEND



Used in  
LJT & Tri-Start Series  
MIL-DTL-38999  
Series I & III

**18-18**

**19-18**

Rear of  
Pin Insert

Front of  
Socket Insert

Contact No.	Size
26	20
2	16

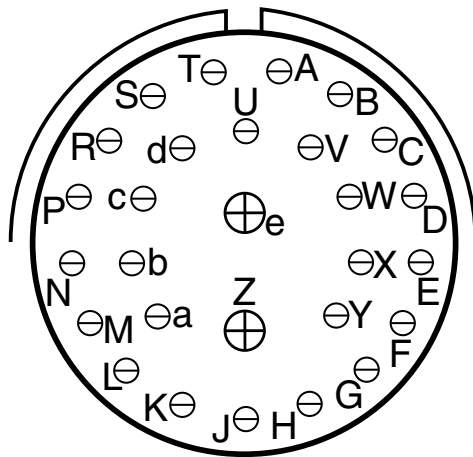
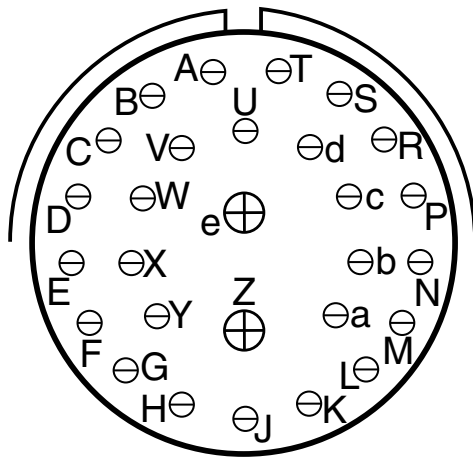
Service  
Rating

I

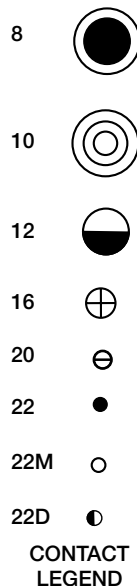
Rear of  
Socket Insert

Front of  
Pin Insert

Used in  
(JT Series)  
MIL-DTL-38999  
Series II



Used in  
LJT & Tri-Start Series  
MIL-DTL-38999  
Series I & III



**18-28**

**19-28**

Rear of  
Pin Insert

Front of  
Socket Insert

Contact  
No. Size

29	20
1	16

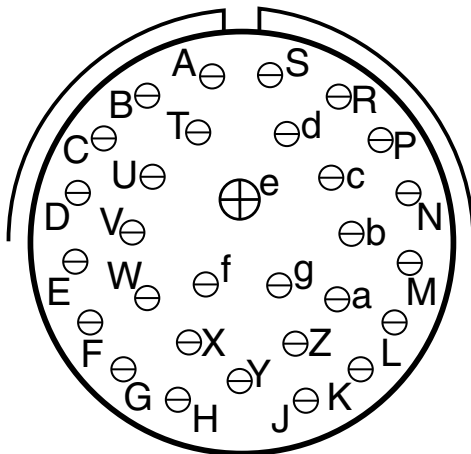
Service  
Rating

I

Rear of  
Socket Insert

Front of  
Pin Insert

Used in  
(JT Series)  
MIL-DTL-38999  
Series II



8



10



12



16



20



22



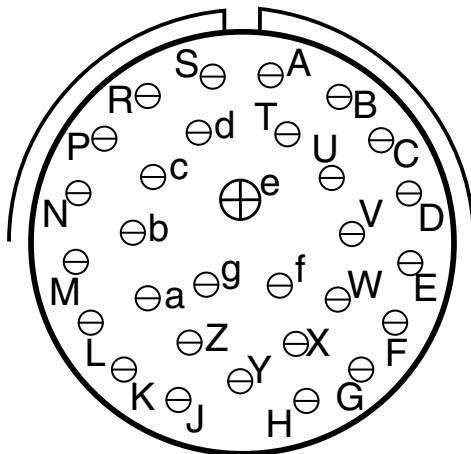
22M



22D



CONTACT  
LEGEND



Used in  
LJT Series  
MIL-DTL-38999  
Series I

**18-30**

**19-30**



Rear of  
Pin Insert

Front of  
Socket Insert

Contact  
No. Size

2 8 Coax

1 12

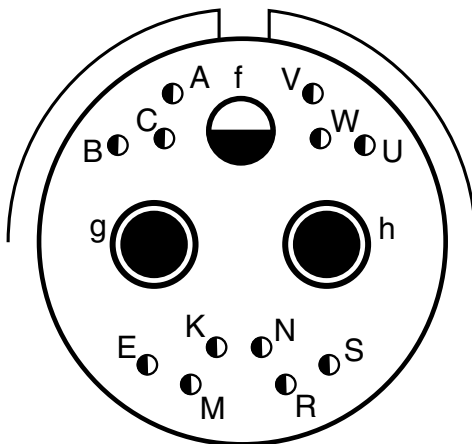
12 22D

Service  
Rating

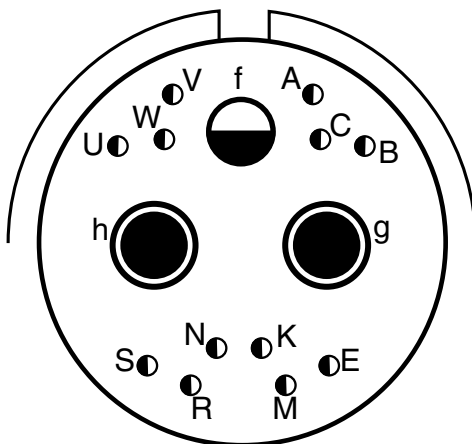
M

Rear of  
Socket Insert

Front of  
Pin Insert



CONTACT  
LEGEND



Used in  
Tri-Start Series  
MIL-DTL-38999  
Series III

**18-31**

**19-31**

Rear of  
Pin Insert

Front of  
Socket Insert

Contact  
No. Size  
32    20


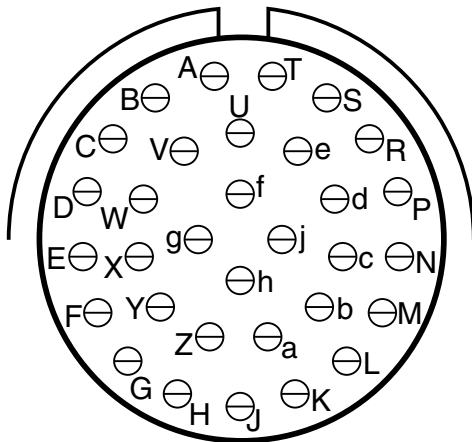
Service  
Rating

I

Rear of  
Socket Insert

Front of  
Pin Insert

Used in  
(JT Series)  
MIL-DTL-38999  
Series II



CONTACT  
LEGEND

Used in  
LJT & Tri-Start Series  
MIL-DTL-38999  
Series I & III

**18-32**

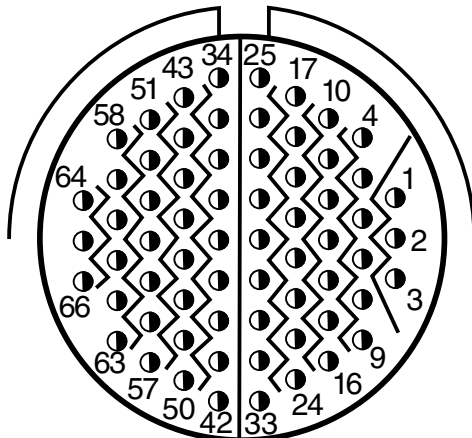
**19-32**

Rear of  
Pin Insert

Front of  
Socket Insert

Contact  
No. Size

66 22D



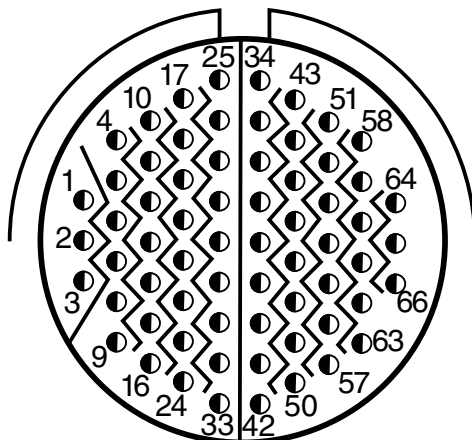
Service  
Rating

M

Rear of  
Socket Insert

Front of  
Pin Insert

Used in  
(JT Series)  
MIL-DTL-38999  
Series II



CONTACT  
LEGEND

Used in  
LJT & Tri-Start Series  
MIL-DTL-38999  
Series I & III

**18-35**

**19-35**

Rear of  
Pin Insert

Front of  
Socket Insert

Contact  
No. Size  
53 22

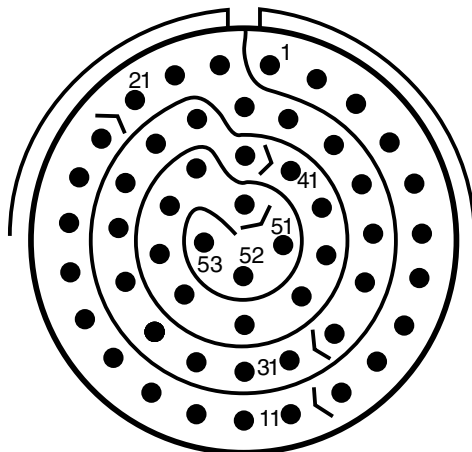
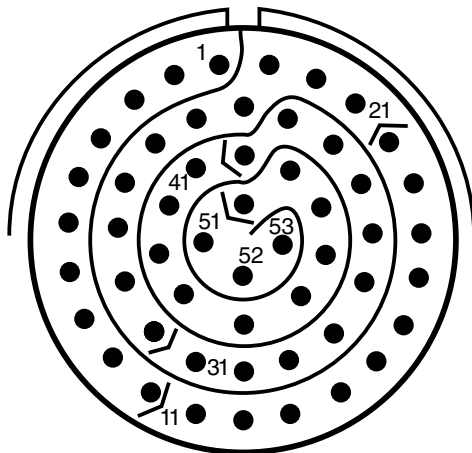
Service  
Rating

M

Rear of  
Socket Insert

Front of  
Pin Insert

Used in  
(JT Series)  
MIL-DTL-38999  
Series II



CONTACT  
LEGEND

Used in  
LJT Series  
MIL-DTL-38999  
Series I

**18-53**

**19-53**

Rear of  
Pin Insert

Front of  
Socket Insert

Contact  
No. Size

66 22M

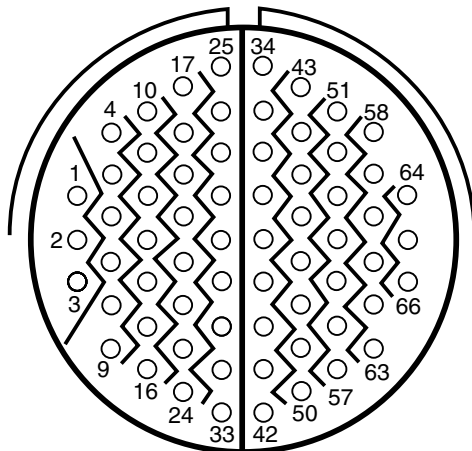
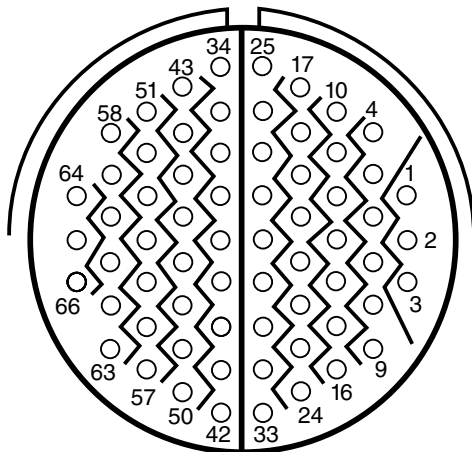
Service  
Rating

M

Rear of  
Socket Insert

Front of  
Pin Insert

Used in  
(JT Series)  
MIL-DTL-38999  
Series II



CONTACT  
LEGEND

Used in  
LJT Series  
MIL-DTL-38999  
Series I

**18-66**

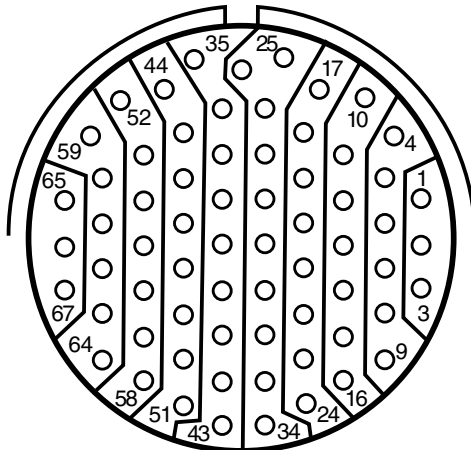
**19-66**

Rear of  
Pin Insert

Front of  
Socket Insert

Contact  
No. Size

67 22M

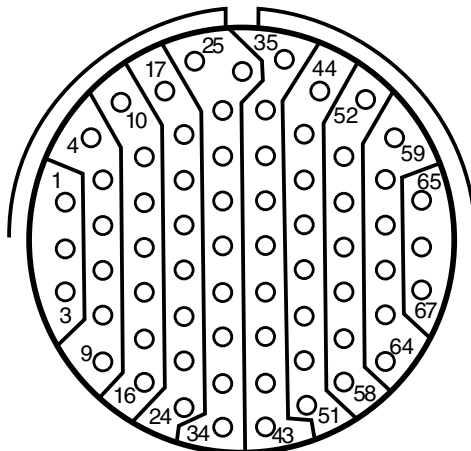


Service  
Rating

M

Rear of  
Socket Insert

Front of  
Pin Insert



CONTACT  
LEGEND

Used in  
LJT Series  
MIL-DTL-38999  
Series I

**18-67**

**19-67**

Rear of  
Pin Insert

Front of  
Socket Insert

Contact  
No. Size  
18 16

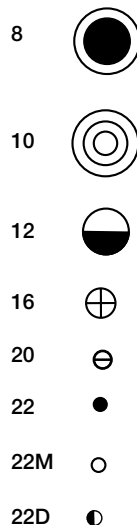
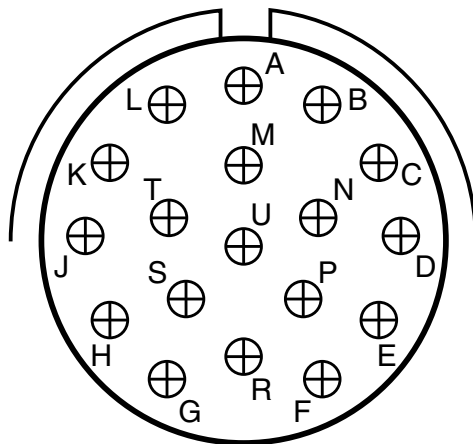
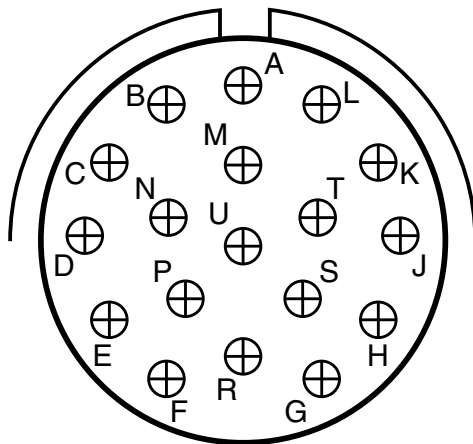
Service  
Rating

I

Rear of  
Socket Insert

Front of  
Pin Insert

Used in  
(JT Series)  
MIL-DTL-38999  
Series II



CONTACT  
LEGEND

Used in  
LJT Series  
MIL-DTL-38999  
Series I

**18-68**

**19-68**

Rear of  
Pin Insert

Front of  
Socket Insert

Contact  
No. Size  
9    12

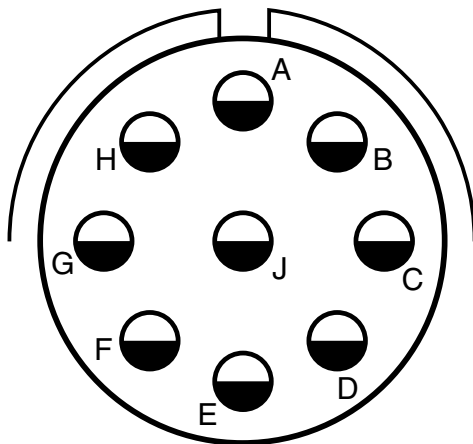
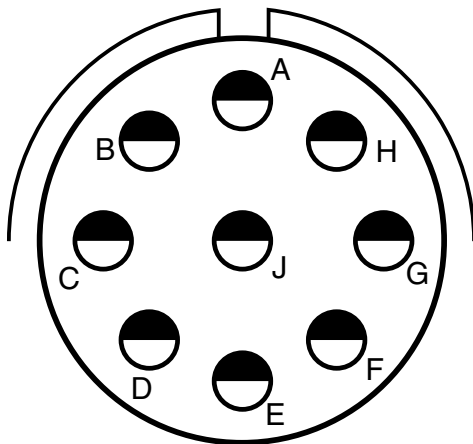
Service  
Rating

I

Rear of  
Socket Insert

Front of  
Pin Insert

Used in  
(JT Series)  
MIL-DTL-38999  
Series II



CONTACT  
LEGEND

**18-96**

**19-96**



Rear of  
Pin Insert

Front of  
Socket Insert

Contact  
No. Size  
79 22M

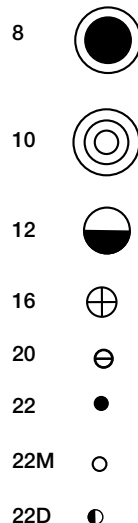

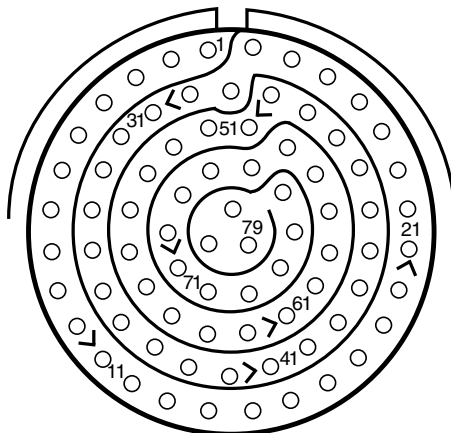
Service  
Rating

M

Rear of  
Socket Insert

Front of  
Pin Insert

Used in  
(JT Series)  
MIL-DTL-38999  
Series II



CONTACT  
LEGEND

Used in  
LJT Series  
MIL-DTL-38999  
Series I

20-1

21-1

Rear of  
Pin Insert

Front of  
Socket Insert

Contact  
No. Size  
65 22


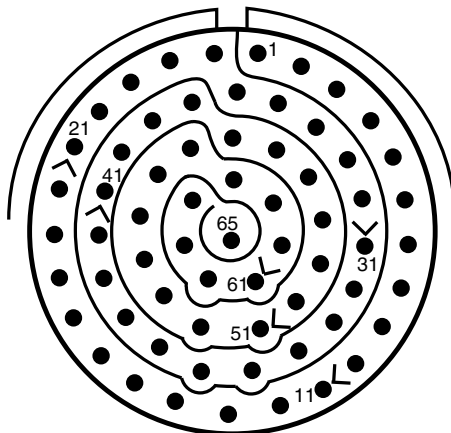
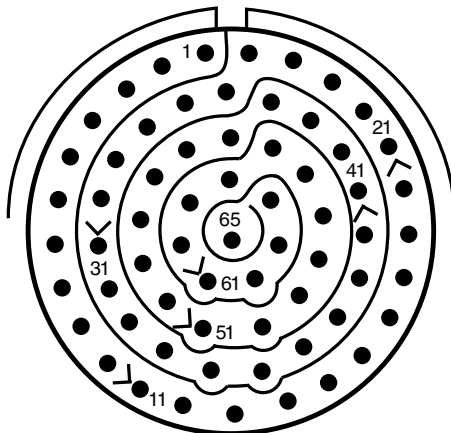
Service  
Rating

M

Rear of  
Socket Insert

Front of  
Pin Insert

Used in  
(JT Series)  
MIL-DTL-38999  
Series II



CONTACT  
LEGEND

Used in  
LJT & Tri-Start Series  
MIL-DTL-38999  
Series I & III

**20-2**

**21-2**

Rear of  
Pin Insert

Front of  
Socket Insert

Contact  
No. Size  
11 12

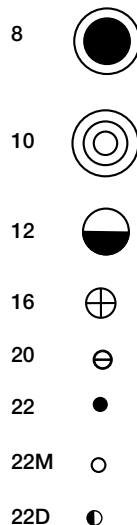
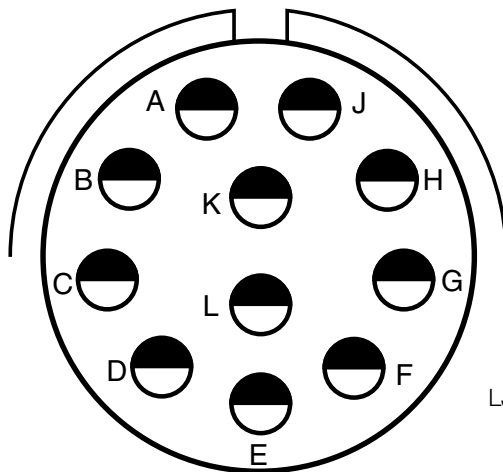
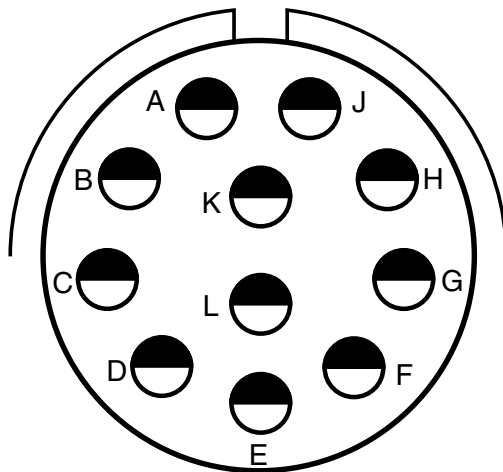
Service  
Rating

I

Rear of  
Socket Insert

Front of  
Pin Insert

Used in  
(JT Series)  
MIL-DTL-38999  
Series II



CONTACT  
LEGEND

Used in  
LJT & Tri-Start Series  
MIL-DTL-38999  
Series I & III

**20-11**

**21-11**

Rear of  
Pin Insert

Front of  
Socket Insert

Contact  
No. Size

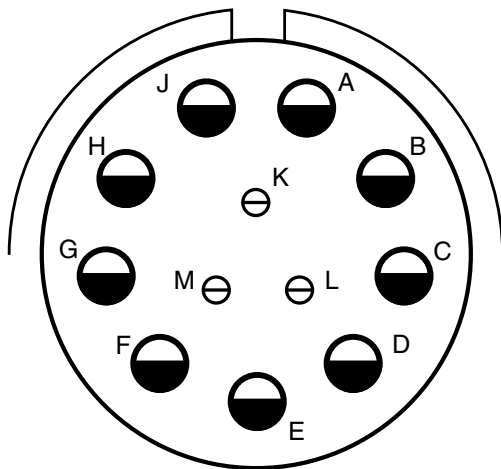
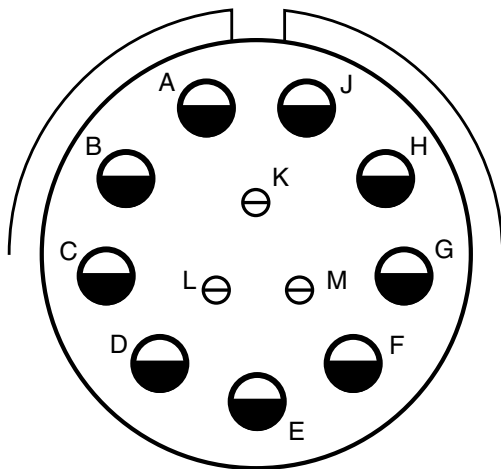
3 20  
9 12

Service  
Rating

I

Rear of  
Socket Insert

Front of  
Pin Insert



CONTACT  
LEGEND

Used in  
Tri-Start Series  
MIL-DTL-38999  
Series III

Formerly Pyle

**20-12**

**21-12**

Rear of  
Pin Insert

Front of  
Socket Insert

Contact  
No. Size  
16 16

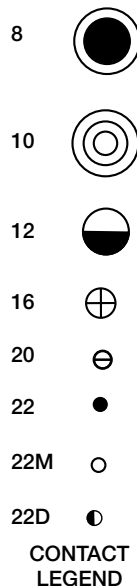
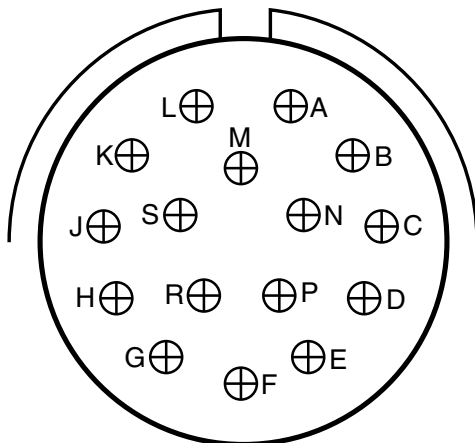
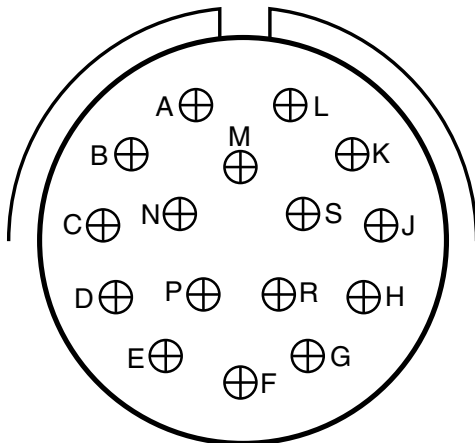
Service  
Rating

II

Rear of  
Socket Insert

Front of  
Pin Insert

Used in  
(JT Series)  
MIL-DTL-38999  
Series II



Used in  
LJT & Tri-Start Series  
MIL-DTL-38999  
Series I & III

**20-16**

**21-16**

Rear of  
Pin Insert

Front of  
Socket Insert

Contact No.	Size
32	22D
9	12

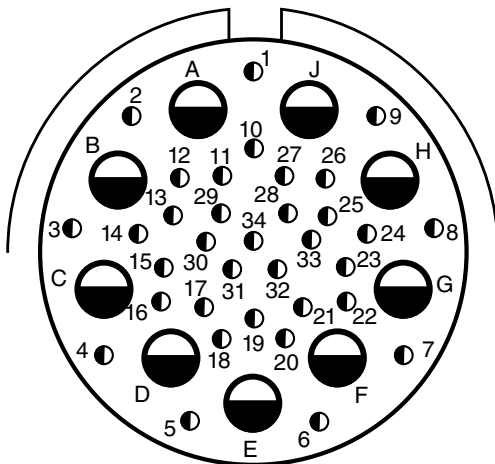
Service  
Rating

M/Inst.

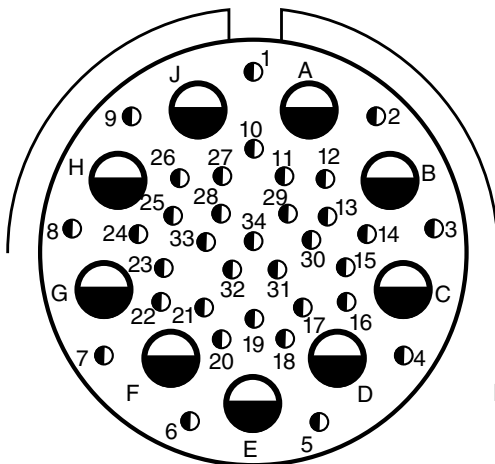
Rear of  
Socket Insert

Front of  
Pin Insert

Used in  
(JT Series)  
MIL-DTL-38999  
Series II



CONTACT  
LEGEND



Used in  
LJT & Tri-Start Series  
MIL-DTL-38999  
Series I & III

**20-21**

**21-21**

Rear of  
Pin Insert

Front of  
Socket Insert

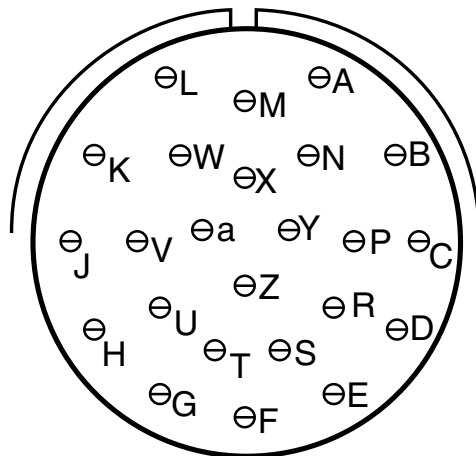
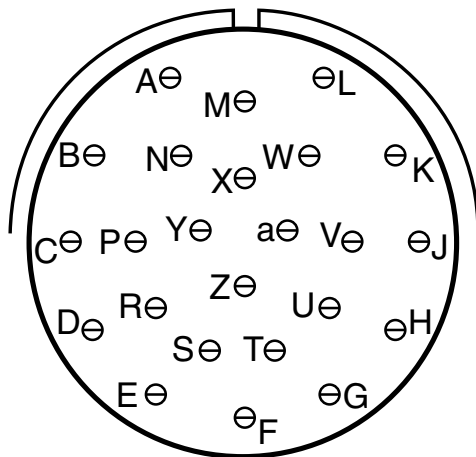
Contact  
No. Size  
24 20

Service  
Rating

I

Rear of  
Socket Insert

Front of  
Pin Insert



- 8
- 10
- 12
- 16
- 20
- 22
- 22M
- 22D

CONTACT  
LEGEND

Used in  
LJT Series  
MIL-DTL-38999  
Series I

**20-24**

**21-24**

Rear of  
Pin Insert

Front of  
Socket Insert

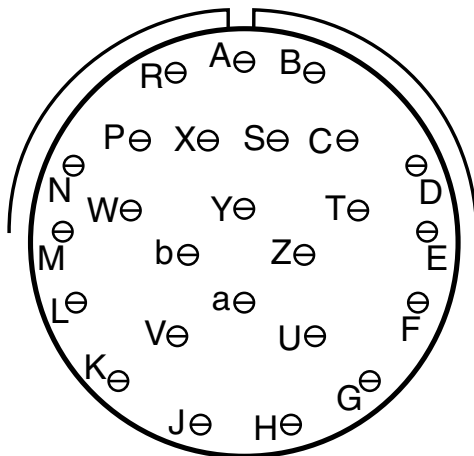
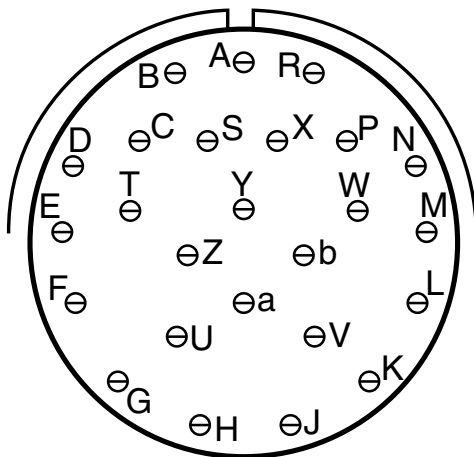
Contact  
No. Size  
25 20

Service  
Rating

I

Rear of  
Socket Insert

Front of  
Pin Insert



CONTACT  
LEGEND

Used in  
LJT Series  
MIL-DTL-38999  
Series I

**20-25**

**21-25**



Rear of  
Pin Insert

Front of  
Socket Insert

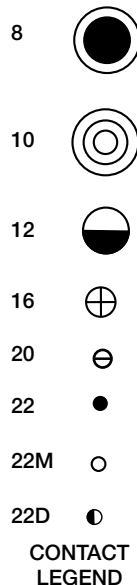
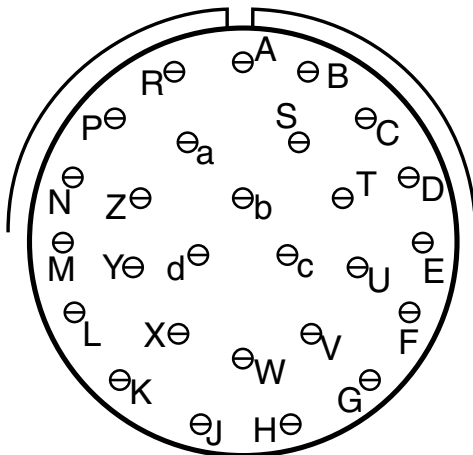
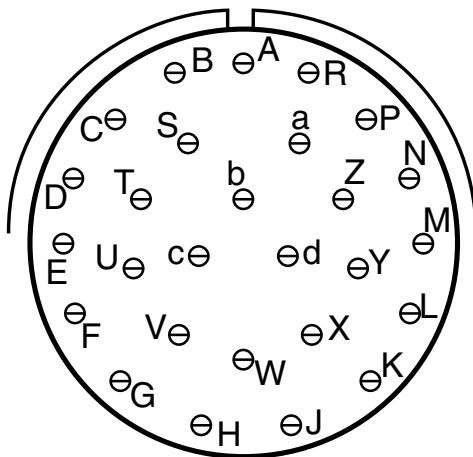
Contact  
No. Size  
27    20

Service  
Rating

I

Rear of  
Socket Insert

Front of  
Pin Insert



Used in  
LJT Series  
MIL-DTL-38999  
Series I

**20-27**

**21-27**

Rear of  
Pin Insert

Front of  
Socket Insert

Contact  
No. Size


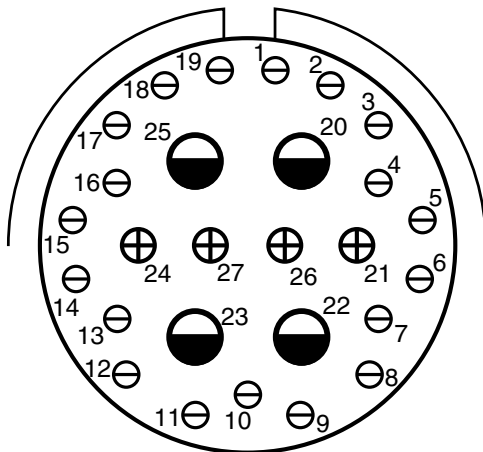
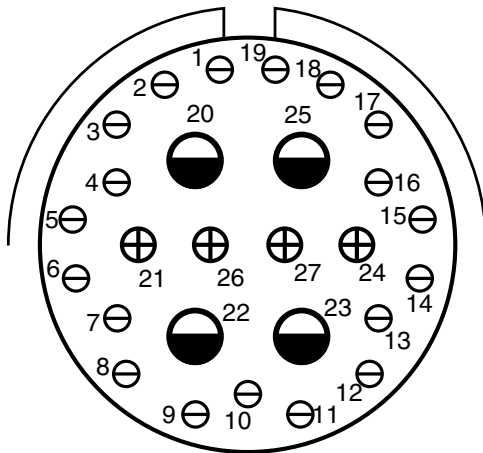
19	20
4	16
4	12

Service  
Rating

I

Rear of  
Socket Insert

Front of  
Pin Insert



CONTACT  
LEGEND

Used in  
Tri-Start Series  
MIL-DTL-38999  
Series III

**20-29**

**21-29**

Rear of  
Pin Insert

Front of  
Socket Insert

Contact No.	Size
79	22D

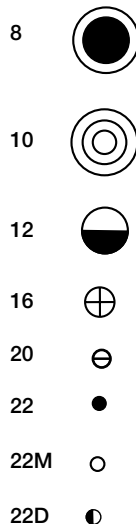
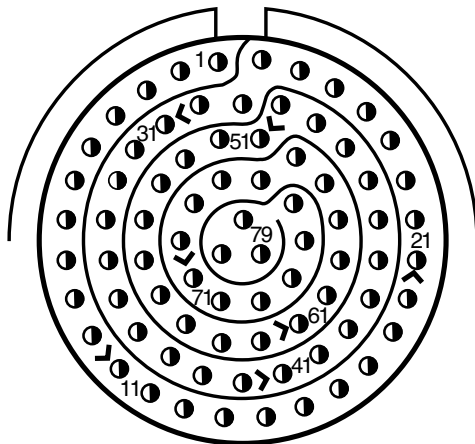
Service  
Rating

M

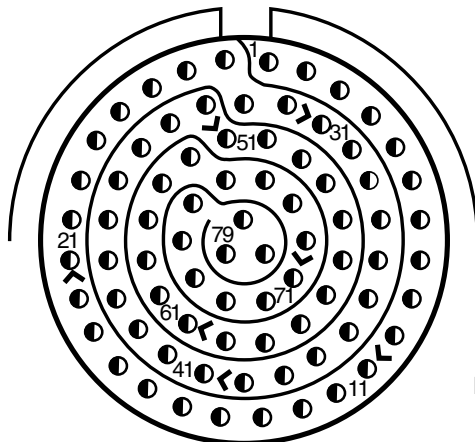
Rear of  
Socket Insert

Front of  
Pin Insert

Used in  
(JT Series)  
MIL-DTL-38999  
Series II



CONTACT  
LEGEND



Used in  
LJT & Tri-Start Series  
MIL-DTL-38999  
Series I & III

**20-35**

**21-35**

Rear of  
Pin Insert

Front of  
Socket Insert

Contact  
No. Size

37	20
2	16

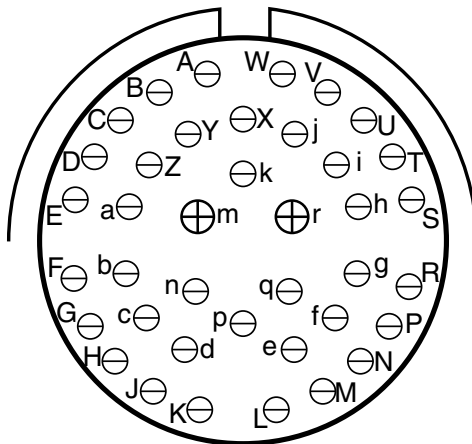
Service  
Rating

I

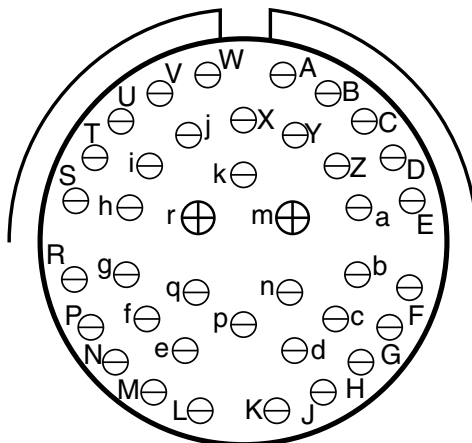
Rear of  
Socket Insert

Front of  
Pin Insert

Used in  
(JT Series)  
MIL-DTL-38999  
Series II



CONTACT  
LEGEND



Used in  
LJT & Tri-Start Series  
MIL-DTL-38999  
Series I & III

**20-39**

**21-39**

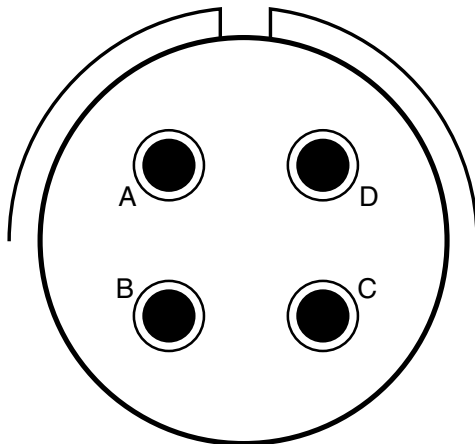


Rear of  
Pin Insert

Front of  
Socket Insert

Contact  
No. Size

4 (See note)



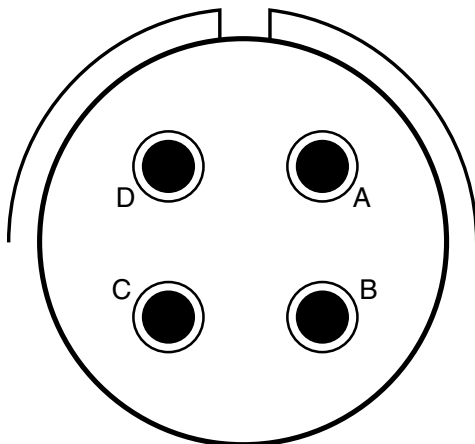
MS connector 21-75 is supplied with four size 8 Twinax contacts. Proprietary connector 21-75 is supplied with four size 8 coax cacontacts

Service  
Rating

Twinax

Rear of  
Socket Insert

Front of  
Pin Insert



CONTACT  
LEGEND

Used in  
LJT & Tri-Start Series  
MIL-DTL-38999  
Series I & III

**20-75**

**21-75**

Rear of  
Pin Insert

Front of  
Socket Insert

Contact  
No. Size

17 22D

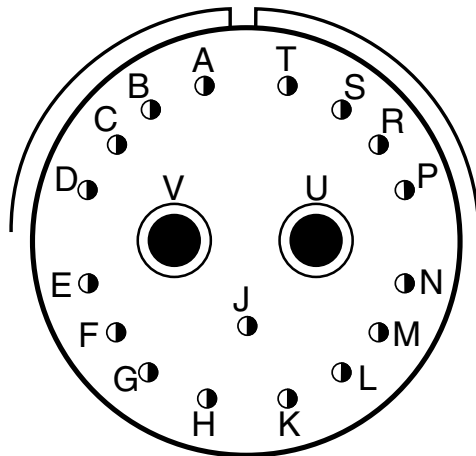
2 8 Coax

Service  
Rating

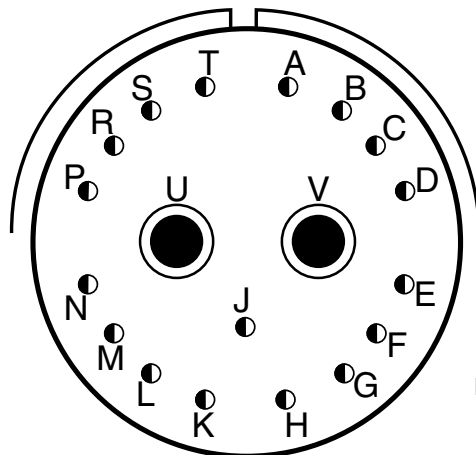
II

Rear of  
Socket Insert

Front of  
Pin Insert



CONTACT  
LEGEND



Used in  
LJT & Tri-Start Series  
MIL-DTL-38999  
Series I & III

20-79

21-79

Rear of  
Pin Insert

Front of  
Socket Insert

Contact  
No. Size

5 22D

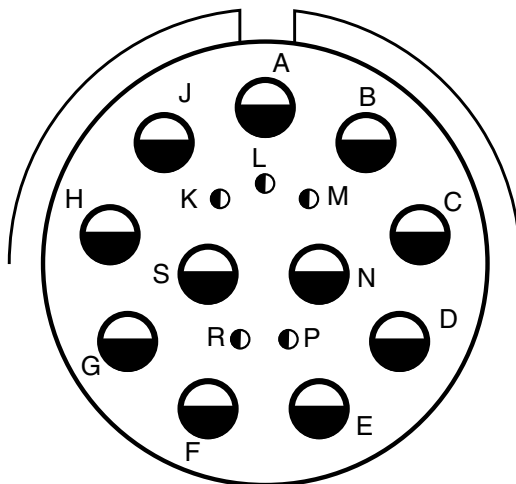
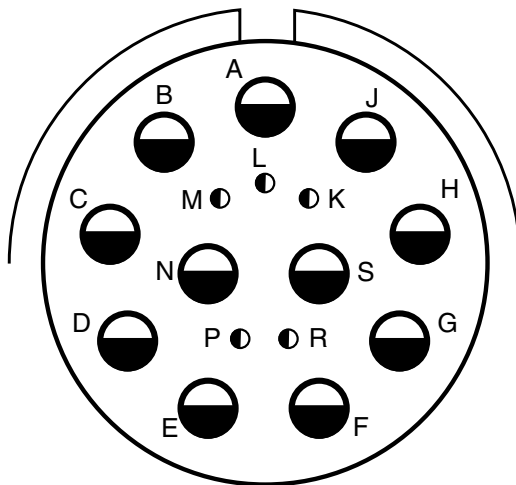
11 12

Service  
Rating

M

Rear of  
Socket Insert

Front of  
Pin Insert



CONTACT  
LEGEND

Used in  
Tri-Start Series  
MIL-DTL-38999  
Series III

Formerly Pyle

20-99

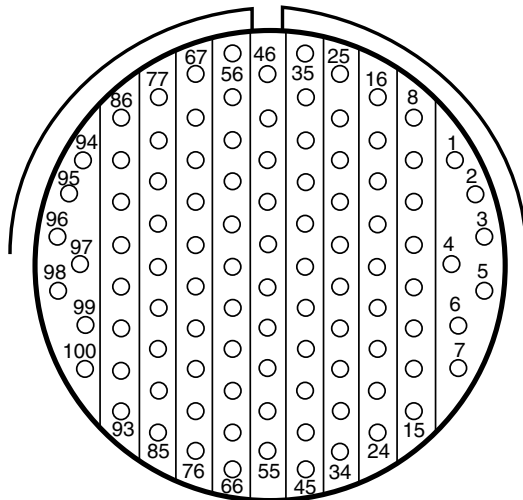
21-99



Rear of  
Pin Insert

Front of  
Socket Insert

Contact  
No. Size  
100 22M



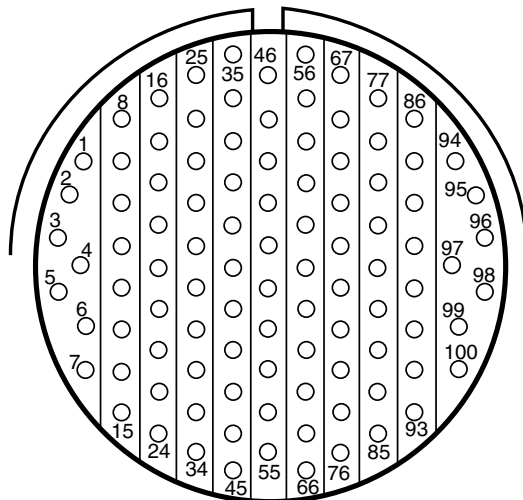
Service  
Rating

M

Rear of  
Socket Insert

Front of  
Pin Insert

Used in  
(JT Series)  
MIL-DTL-38999  
Series II



Used in  
LJT Series  
MIL-DTL-38999  
Series I

- 8
- 10
- 12
- 16
- 20
- 22
- 22M
- 22D

CONTACT  
LEGEND

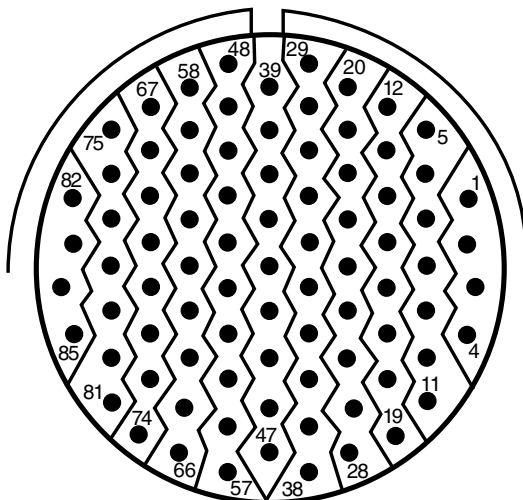
22-1

23-1

Rear of  
Pin Insert

Front of  
Socket Insert

Contact  
No. Size  
85 22



CONTACT  
LEGEND

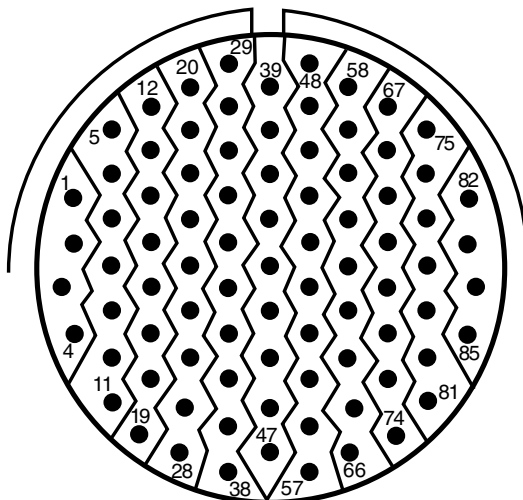
Service  
Rating

M

Rear of  
Socket Insert

Front of  
Pin Insert

Used in  
(JT Series)  
MIL-DTL-38999  
Series II



Used in  
LJT Series  
MIL-DTL-38999  
Series I

**22-2**

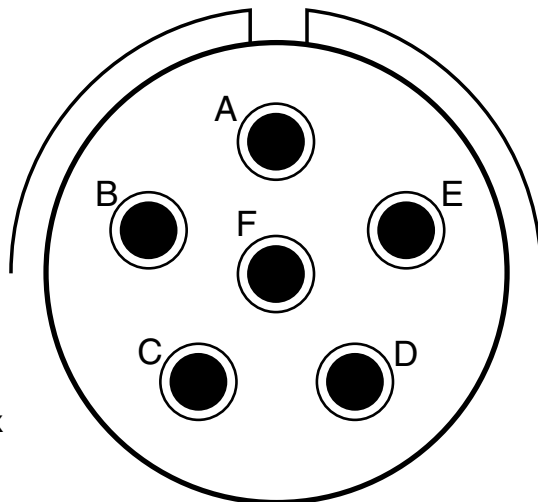
**23-2**

Rear of  
Pin Insert

Front of  
Socket Insert

Contact  
No. Size

6 8 Twinax



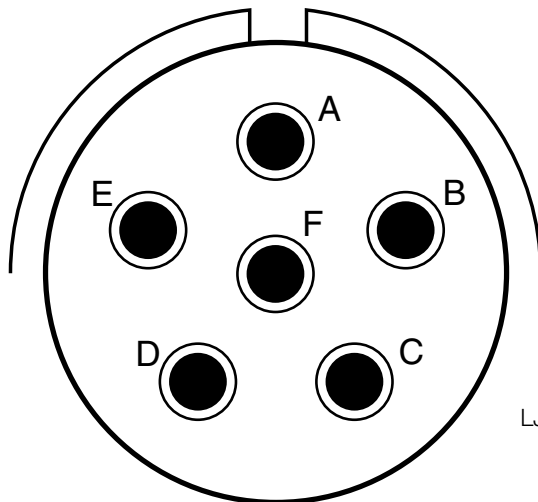
Service  
Rating

M

Rear of  
Socket Insert

Front of  
Pin Insert

Used in  
(JT Series)  
MIL-DTL-38999  
Series II



CONTACT  
LEGEND

Used in  
LJT & Tri-Start Series  
MIL-DTL-38999  
Series I & III

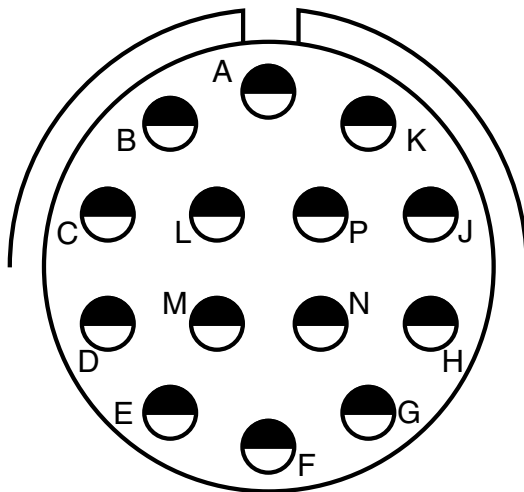
**22-6**

**23-6**

Rear of  
Pin Insert

Front of  
Socket Insert

Contact  
No. Size  
14 12




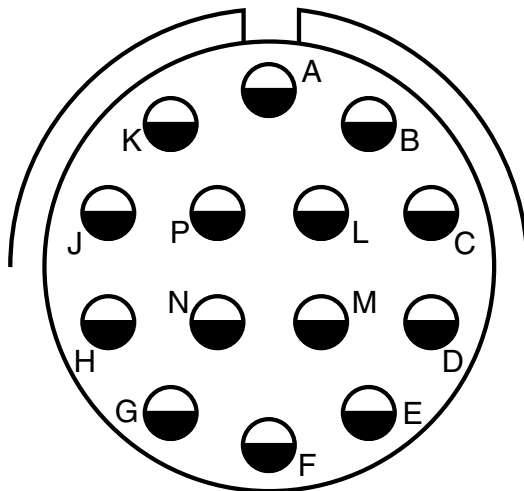
Service  
Rating

I

Rear of  
Socket Insert

Front of  
Pin Insert

Used in  
(JT Series)  
MIL-DTL-38999  
Series II



CONTACT  
LEGEND

Used in  
LJT & Tri-Start Series  
MIL-DTL-38999  
Series I & III

**22-14**

**23-14**

Rear of  
Pin Insert

Front of  
Socket Insert

Contact  
No. Size  
21 16

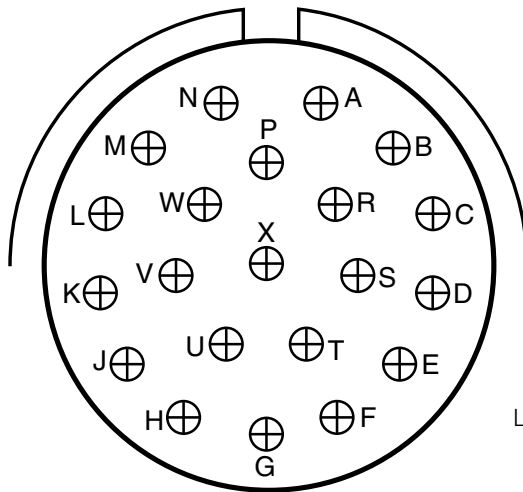
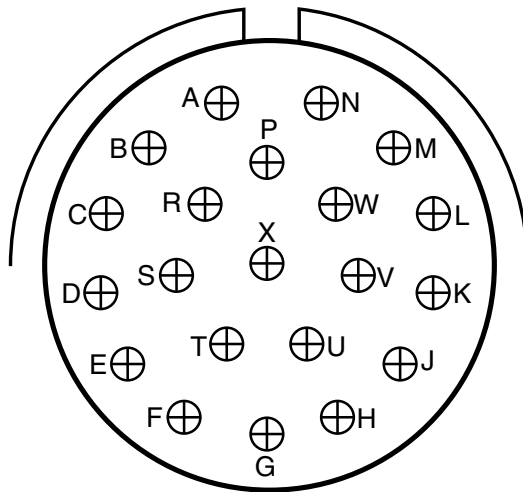
Service  
Rating

II

Rear of  
Socket Insert

Front of  
Pin Insert

Used in  
(JT Series)  
MIL-DTL-38999  
Series II



CONTACT  
LEGEND

Used in  
LJT & Tri-Start Series  
MIL-DTL-38999  
Series I & III


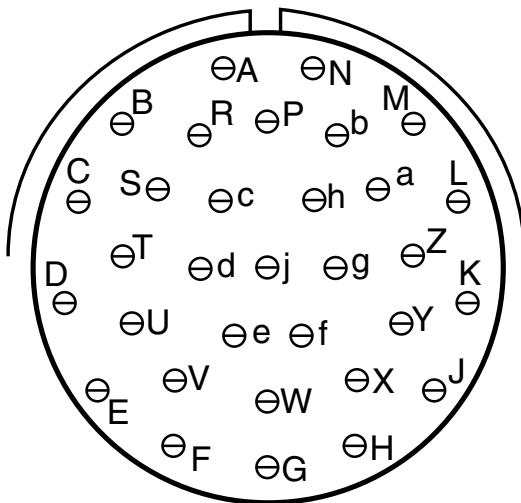
**22-21**

**23-21**

Rear of  
Pin Insert

Front of  
Socket Insert

Contact  
No. Size  
32 20



CONTACT  
LEGEND

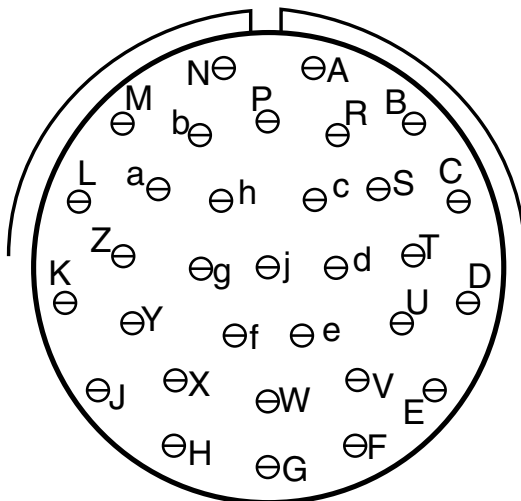
Service  
Rating

I

Rear of  
Socket Insert

Front of  
Pin Insert

Used in  
(JT Series)  
MIL-DTL-38999  
Series II



Used in  
LJT Series  
MIL-DTL-38999  
Series I

**22-32**

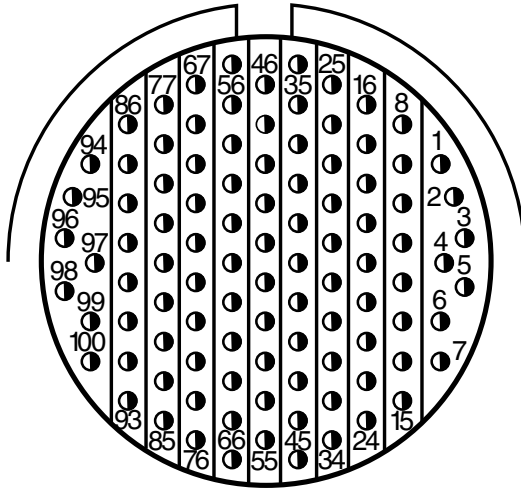
**23-32**



Rear of  
Pin Insert

Front of  
Socket Insert

Contact  
No. Size  
100 22D



8



10



12



16



20



22



22M



22D



CONTACT  
LEGEND

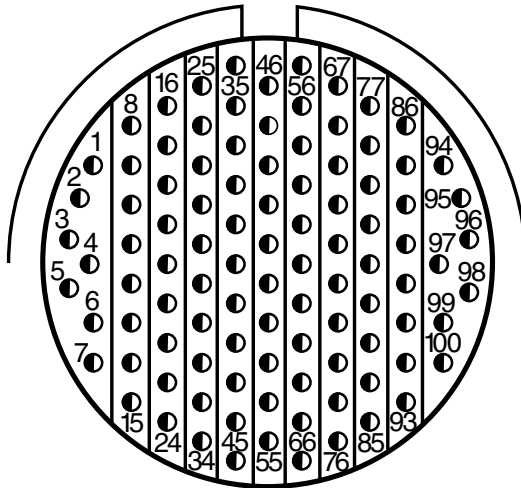
Service  
Rating

M

Rear of  
Socket Insert

Front of  
Pin Insert

Used in  
(JT Series)  
MIL-DTL-38999  
Series II



Used in  
LJT & Tri-Start Series  
MIL-DTL-38999  
Series I & III

**22-35**

**23-35**





Rear of  
Pin Insert

Front of  
Socket Insert

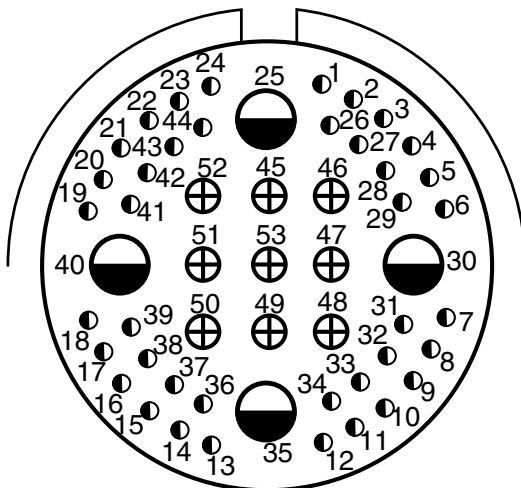
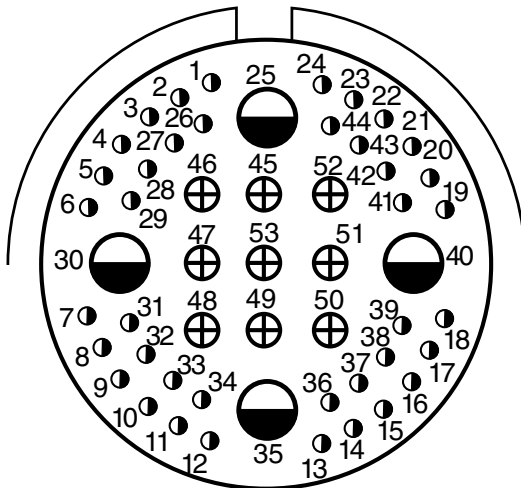
Contact No.	Size
40	22D
9	16
4	12

Service  
Rating

M

Rear of  
Socket Insert

Front of  
Pin Insert



- 8
- 10
- 12
- 16
- 20
- 22
- 22M
- 22D

CONTACT  
LEGEND

Used in  
Tri-Start Series  
MIL-DTL-38999  
Series III

**22-54**

**23-54**

Rear of  
Pin Insert

Front of  
Socket Insert

Contact  
No. Size  
55 20

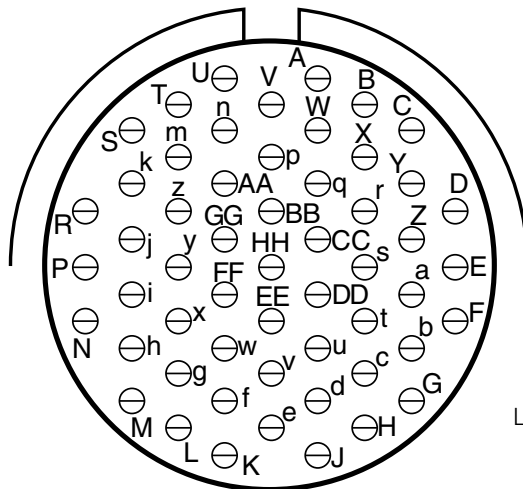
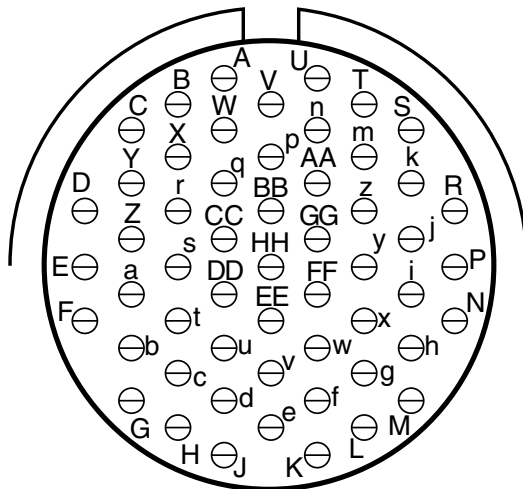
Service  
Rating

I

Rear of  
Socket Insert

Front of  
Pin Insert

Used in  
(JT Series)  
MIL-DTL-38999  
Series II



Used in  
LJT & Tri-Start Series  
MIL-DTL-38999  
Series I & III

- 8
- 10
- 12
- 16
- 20
- 22
- 22M
- 22D

CONTACT  
LEGEND

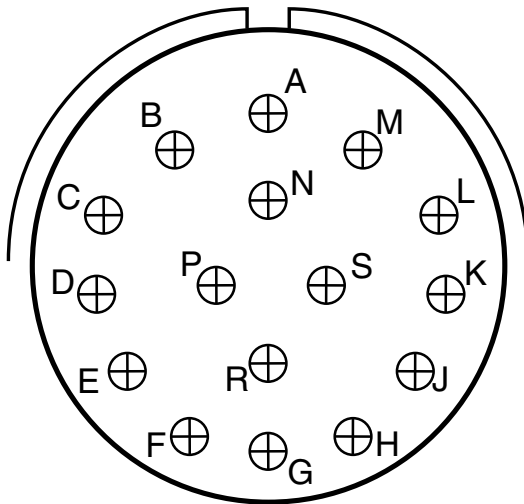
**22-55**

**23-55**

Rear of  
Pin Insert

Front of  
Socket Insert

Contact  
No. Size  
16 16

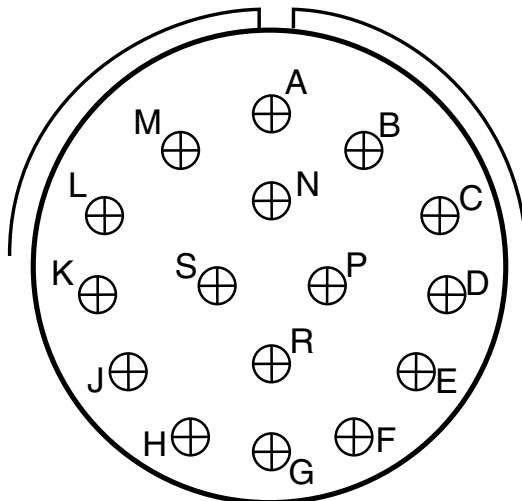


Service  
Rating

I

Rear of  
Socket Insert

Front of  
Pin Insert



CONTACT  
LEGEND

Used in  
LJT Series  
MIL-DTL-38999  
Series I

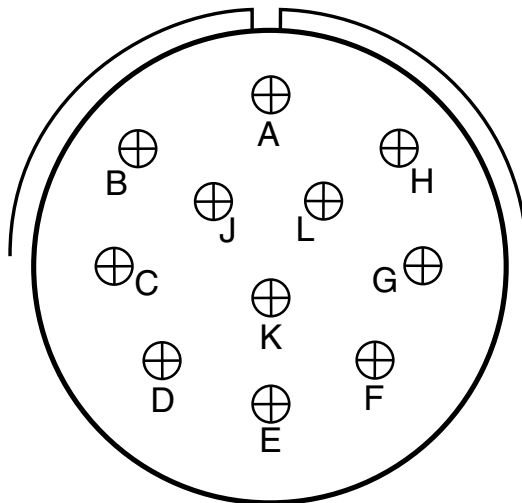
**22-97**

**23-97**

Rear of  
Pin Insert

Front of  
Socket Insert

Contact  
No. Size  
11 16

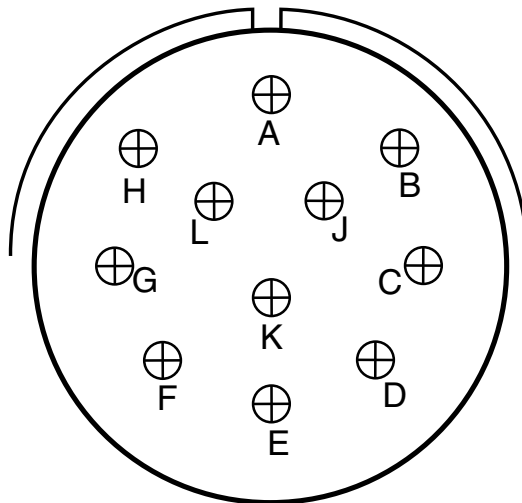


Service  
Rating

II

Rear of  
Socket Insert

Front of  
Pin Insert



8



10



12



16



20



22



22M



22D



CONTACT  
LEGEND

Used in  
LJT Series  
MIL-DTL-38999  
Series I

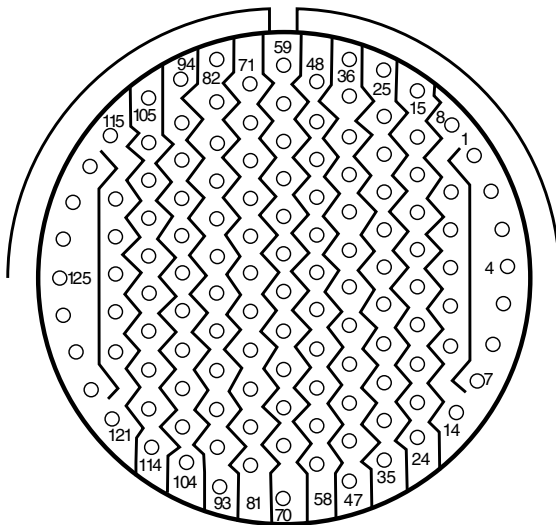
**22-99**

**23-99**

Rear of  
Pin Insert

Front of  
Socket Insert

Contact  
No. Size  
128 22M



CONTACT  
LEGEND

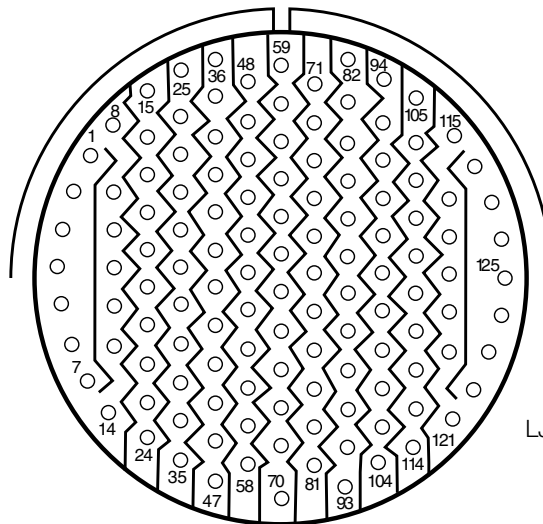
Service  
Rating

M

Rear of  
Socket Insert

Front of  
Pin Insert

Used in  
(JT Series)  
MIL-DTL-38999  
Series II



Used in  
LJT & Tri-Start Series  
MIL-DTL-38999  
Series I & III

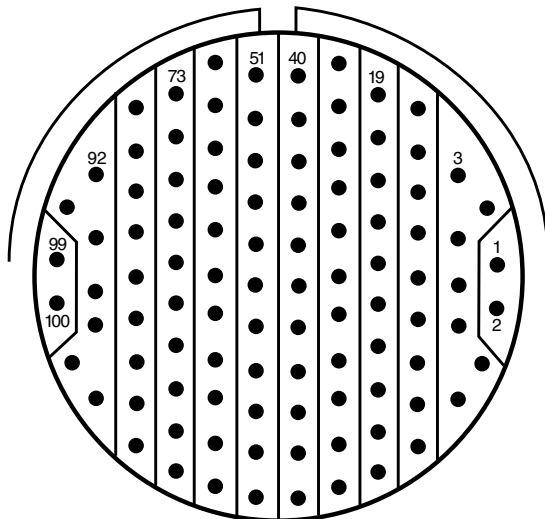
**24-1**

**25-1**

Rear of  
Pin Insert

Front of  
Socket Insert

Contact  
No. Size  
100 22



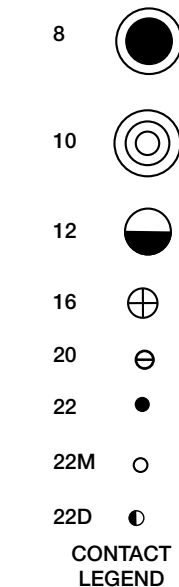
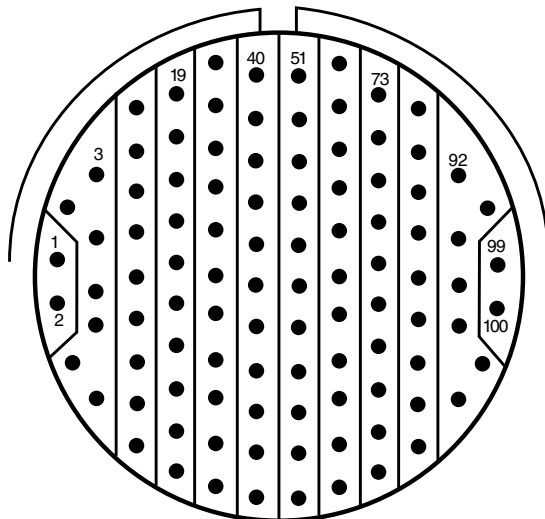
Service  
Rating

M

Rear of  
Socket Insert

Front of  
Pin Insert

Used in  
(JT Series)  
MIL-DTL-38999  
Series II



Used in  
LJT Series  
MIL-DTL-38999  
Series I

**24-2**

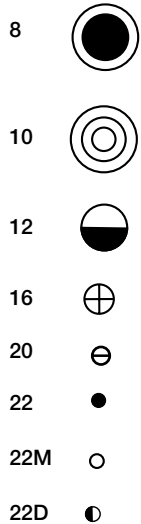
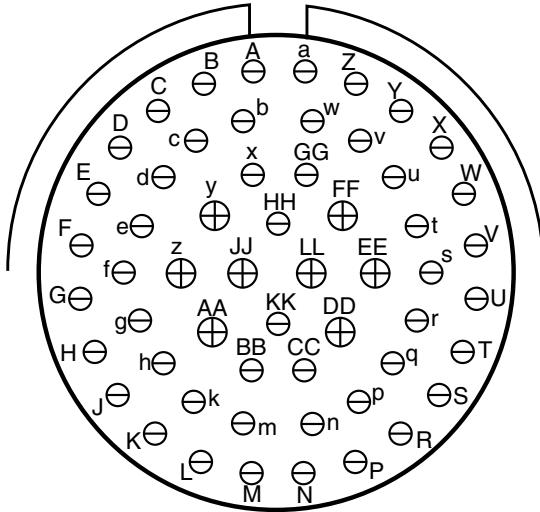
**25-2**

**Rear of  
Pin Insert**

**Front of  
Socket Insert**

**Contact  
No. Size**

48 20  
8 16



**CONTACT  
LEGEND**

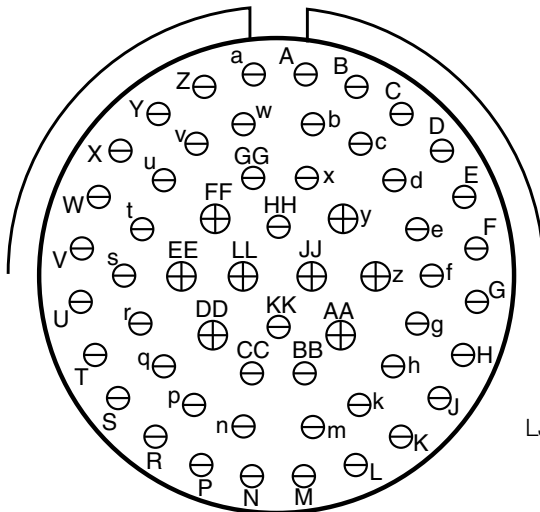
**Service  
Rating**

I

**Rear of  
Socket Insert**

**Front of  
Pin Insert**

Used in  
(JT Series)  
MIL-DTL-38999  
Series II



Used in  
LJT & Tri-Start Series  
MIL-DTL-38999  
Series I & III

**24-4**

**25-4**

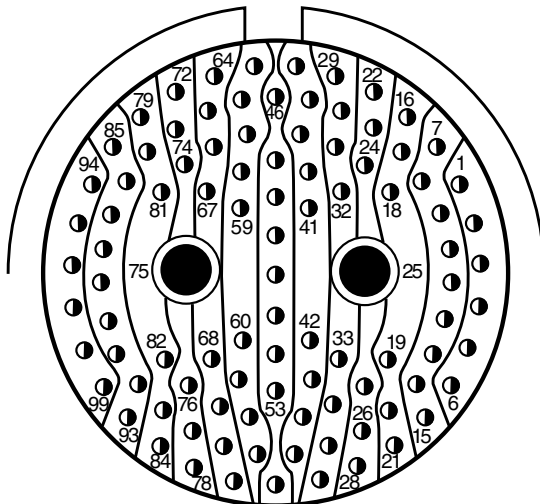


Rear of  
Pin Insert

Front of  
Socket Insert

Contact  
No. Size

2	22M
2	20

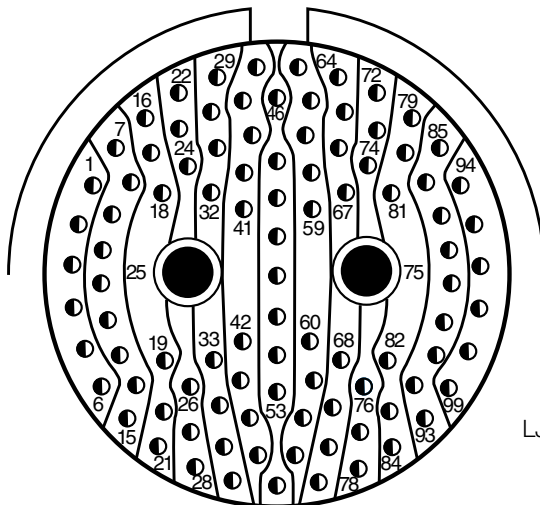


Service  
Rating

M

Rear of  
Socket Insert

Front of  
Pin Insert



- 8
- 10
- 12
- 16
- 20
- 22
- 22M
- 22D

CONTACT  
LEGEND

Used in  
LJT & Tri-Start Series  
MIL-DTL-38999  
Series I & III

**24-7**

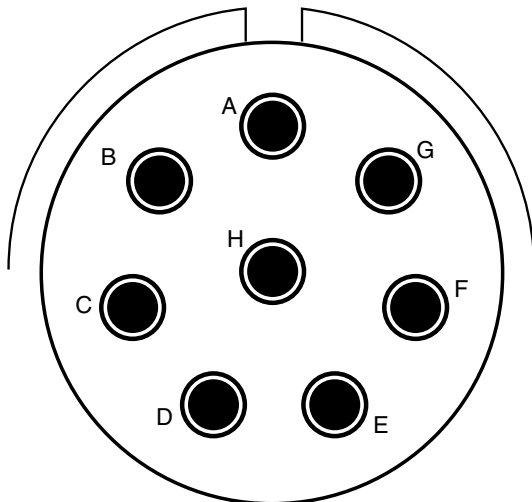
**25-7**

Rear of  
Pin Insert

Front of  
Socket Insert

Contact  
No. Size

8 8 Twinax



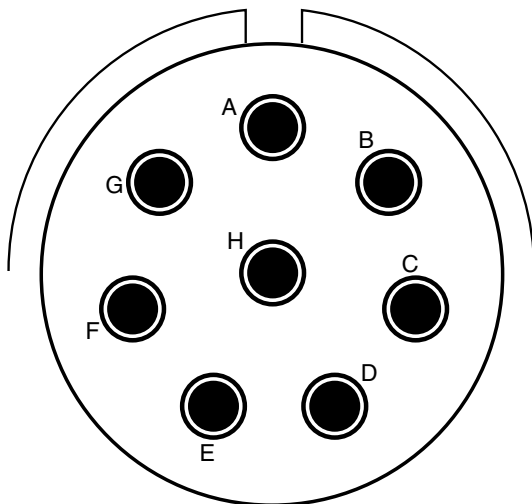
CONTACT  
LEGEND

Service  
Rating

Twinax

Rear of  
Socket Insert

Front of  
Pin Insert



Used in  
Tri-Start Series  
MIL-DTL-38999  
Series III

**24-8**

**25-8**

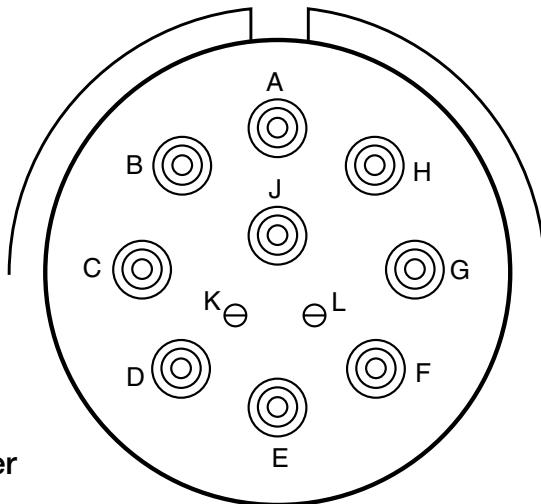
Rear of  
Pin Insert

Front of  
Socket Insert

Contact  
No. Size

2 20

9 10 Power

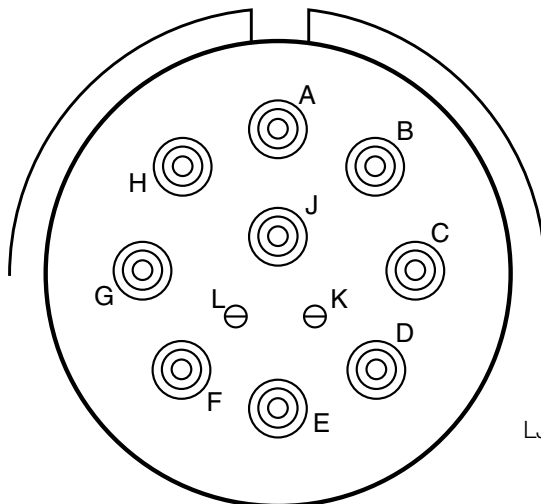


Service  
Rating

N

Rear of  
Socket Insert

Front of  
Pin Insert



8



10



12



16



20



22



22M



22D



CONTACT  
LEGEND

Used in  
LJT & Tri-Start Series  
MIL-DTL-38999  
Series I & III

24-11

25-11

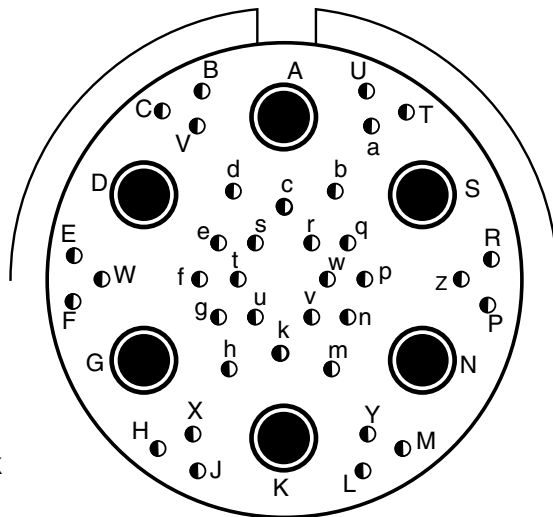
Rear of  
Pin Insert

Front of  
Socket Insert

Contact  
No. Size

36 22D

6 8 Twinax



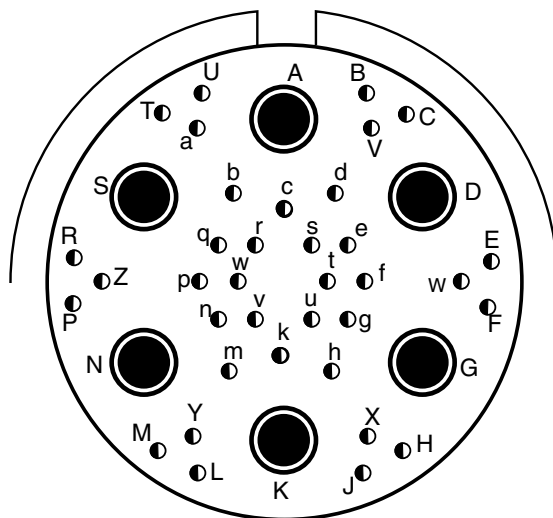
CONTACT  
LEGEND

Service  
Rating

M

Rear of  
Socket Insert

Front of  
Pin Insert



Used in  
Tri-Start Series  
MIL-DTL-38999  
Series III

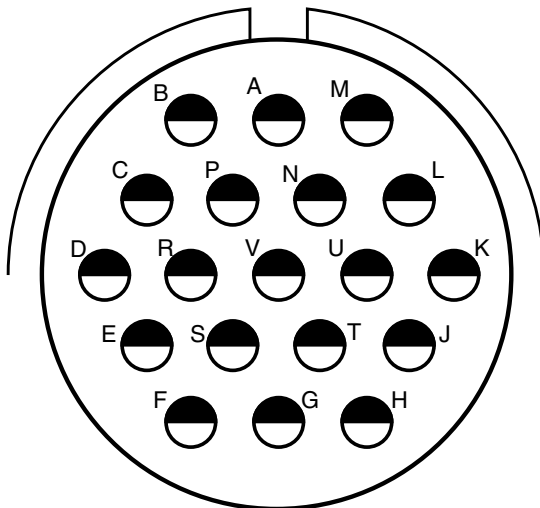
24-17

25-17

Rear of  
Pin Insert

Front of  
Socket Insert

Contact  
No. Size  
19 12



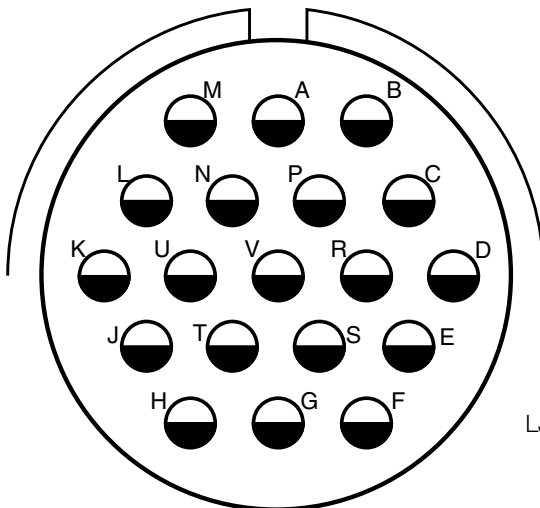
Service  
Rating

I

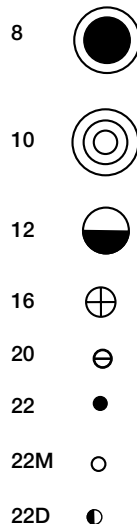
Rear of  
Socket Insert

Front of  
Pin Insert

Used in  
(JT Series)  
MIL-DTL-38999  
Series II



Used in  
LJT & Tri-Start Series  
MIL-DTL-38999  
Series I & III



CONTACT  
LEGEND

**24-19**

**25-19**

Rear of  
Pin Insert

Front of  
Socket Insert

Contact  
No. Size

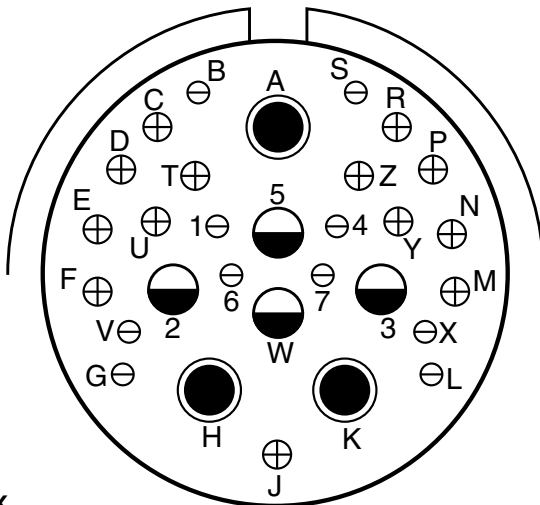
10	20
13	16
3	8 Twinax
4	12 Coax

Service  
Rating

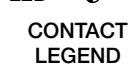


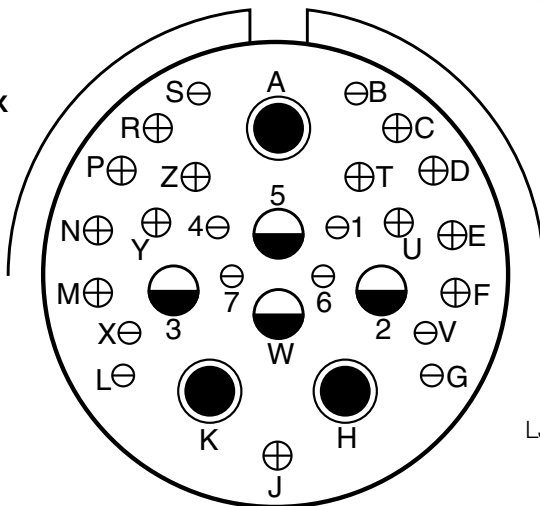
N/Coax/Twinax

Rear of  
Socket Insert

Front of  
Pin Insert



Location U and Y-  
Dedicated to Fiber Optics



CONTACT  
LEGEND

Used in  
LJT & Tri-Start Series  
MIL-DTL-38999  
Series I & III

**24-20**

**25-20**

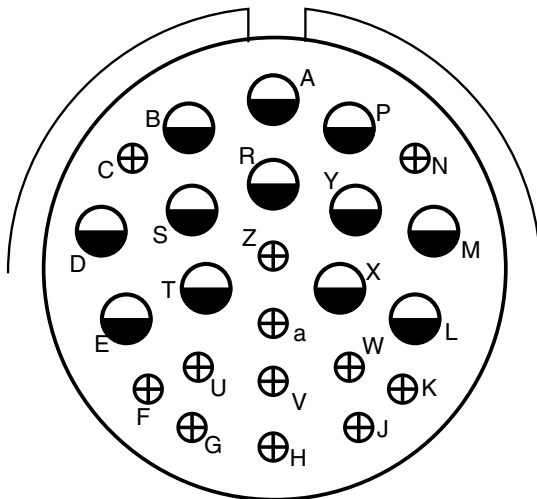
Rear of  
Pin Insert

Front of  
Socket Insert

Contact  
No. Size

12 16

12 12



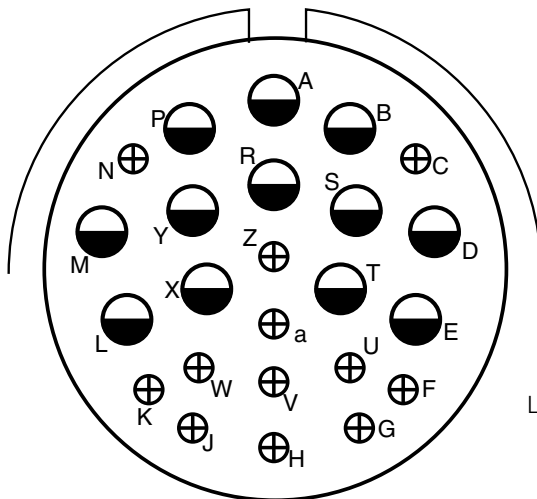
Service  
Rating

I

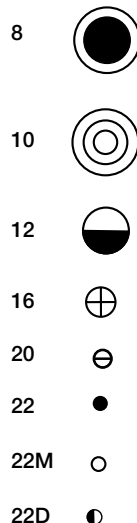
Rear of  
Socket Insert

Front of  
Pin Insert

Used in  
(JT Series)  
MIL-DTL-38999  
Series II



Used in  
LJT & Tri-Start Series  
MIL-DTL-38999  
Series I & III



CONTACT  
LEGEND

**24-24**

**25-24**

Rear of  
Pin Insert

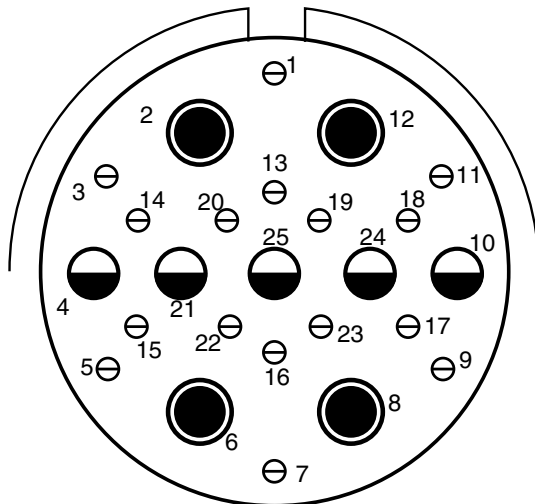
Front of  
Socket Insert

Contact  
No. Size

16 20

5 12

4 8 Coax



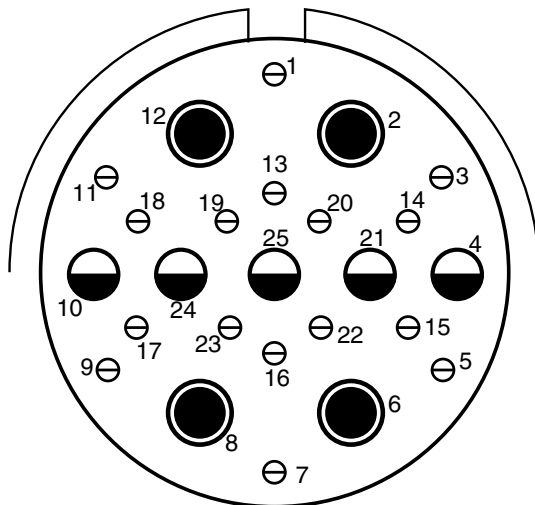
CONTACT  
LEGEND

Service  
Rating

I

Rear of  
Socket Insert

Front of  
Pin Insert



Used in  
Tri-Start Series  
MIL-DTL-38999  
Series III

**24-26**

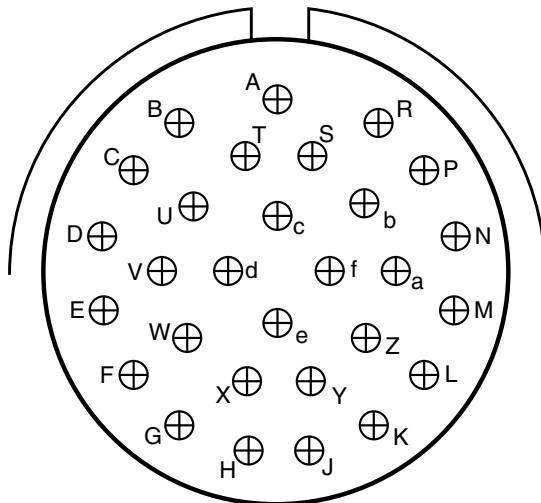
**25-26**



Rear of  
Pin Insert

Front of  
Socket Insert

Contact  
No. Size  
29 16



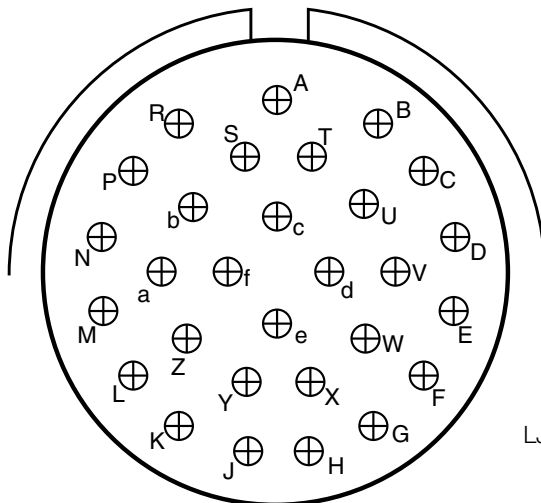
Service  
Rating

I

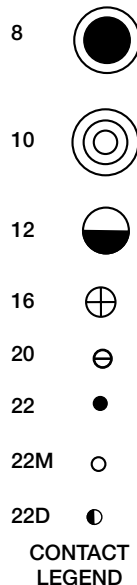
Rear of  
Socket Insert

Front of  
Pin Insert

Used in  
(JT Series)  
MIL-DTL-38999  
Series II



Used in  
LJT & Tri-Start Series  
MIL-DTL-38999  
Series I & III



CONTACT  
LEGEND

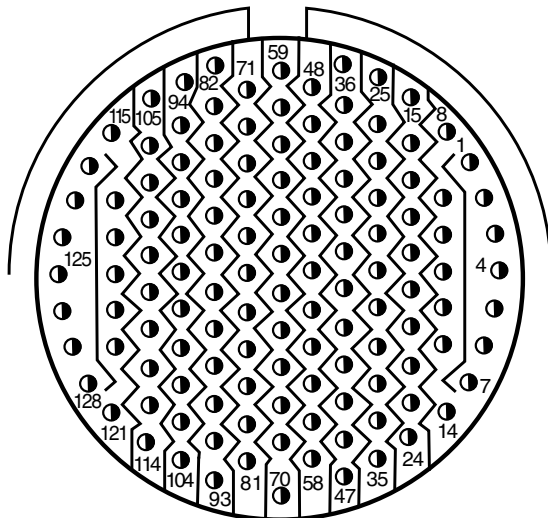
24-29

25-29

Rear of  
Pin Insert

Front of  
Socket Insert

Contact  
No. Size  
128 22D



CONTACT  
LEGEND

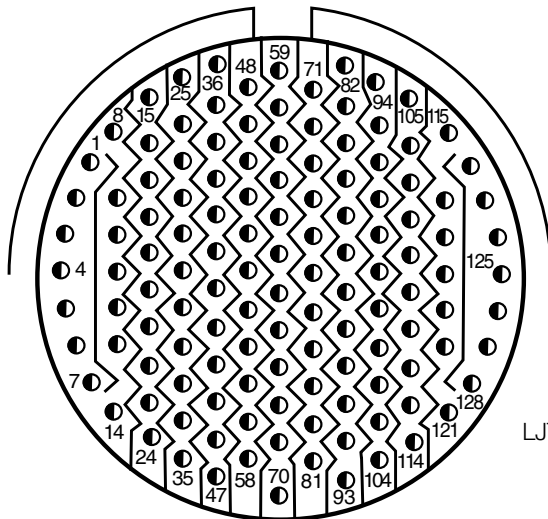
Service  
Rating

M

Rear of  
Socket Insert

Front of  
Pin Insert

Used in  
(JT Series)  
MIL-DTL-38999  
Series II



Used in  
LJT & Tri-Start Series  
MIL-DTL-38999  
Series I & III

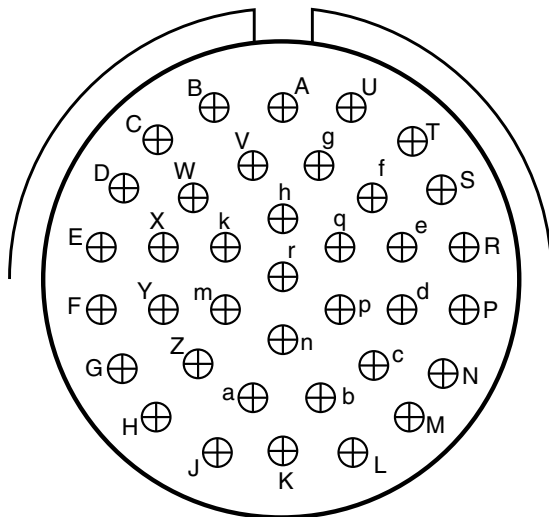
**24-35**

**25-35**

Rear of  
Pin Insert

Front of  
Socket Insert

Contact  
No. Size  
37 16



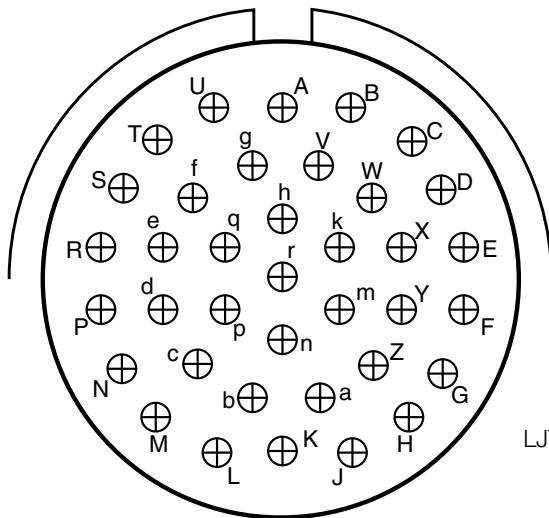
Service  
Rating

II

Rear of  
Socket Insert

Front of  
Pin Insert

Used in  
(JT Series)  
MIL-DTL-38999  
Series II



Used in  
LJT & Tri-Start Series  
MIL-DTL-38999  
Series I & III

8



10



12



16



20



22



22M



22D



CONTACT  
LEGEND

**24-37**

**25-37**

Rear of  
Pin Insert

Front of  
Socket Insert

Contact  
No. Size

23	20
20	16

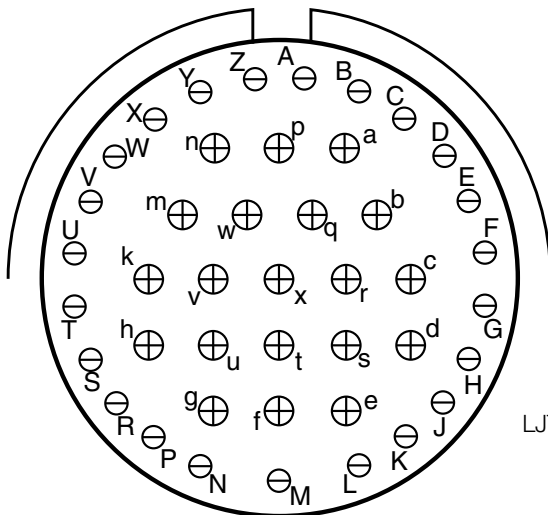
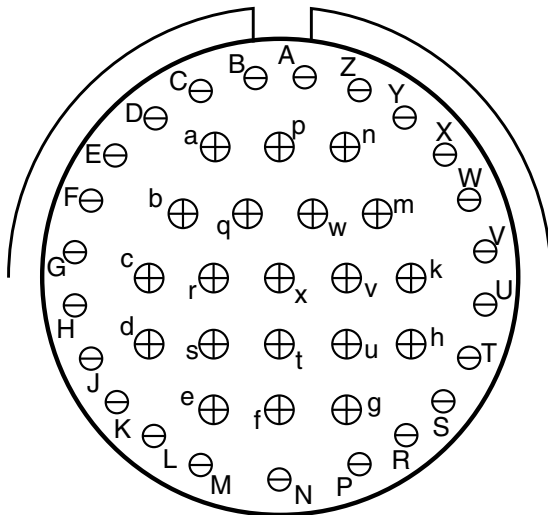
Service  
Rating

I

Rear of  
Socket Insert

Front of  
Pin Insert

Used in  
(JT Series)  
MIL-DTL-38999  
Series II



Used in  
LJT & Tri-Start Series  
MIL-DTL-38999  
Series I & III

- 8
- 10
- 12
- 16
- 20
- 22
- 22M
- 22D

CONTACT  
LEGEND

**24-43**

**25-43**

**Rear of  
Pin Insert**

**Front of  
Socket Insert**

**Contact  
No. Size**

40 20  
4 16  
2 8 Coax

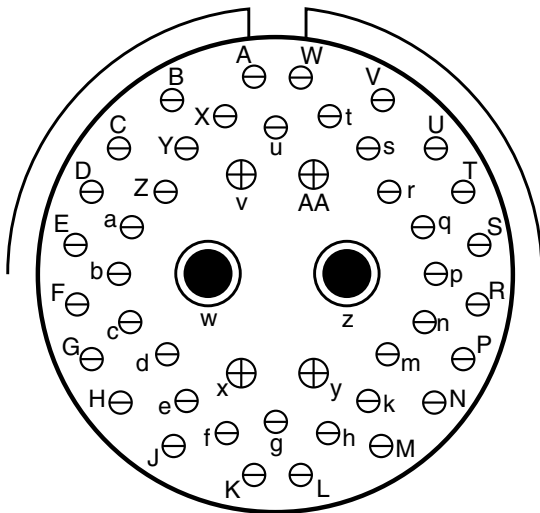
**Service  
Rating**

I

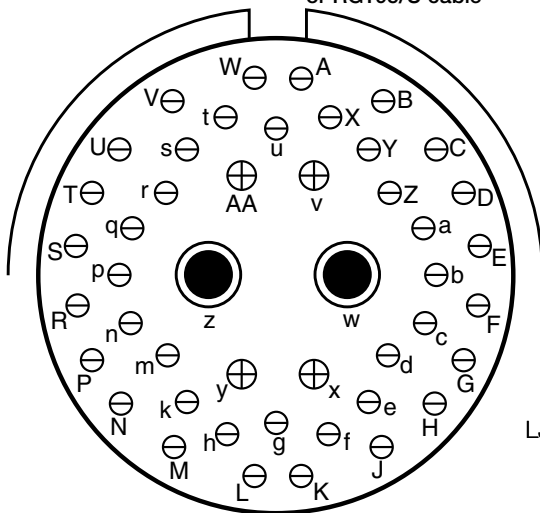
**Rear of  
Socket Insert**

**Front of  
Pin Insert**

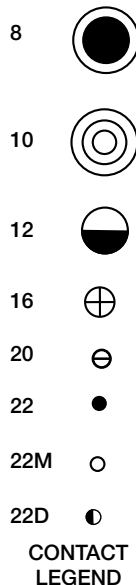
Used in  
(JT Series)  
MIL-DTL-38999  
Series II



Coax contacts for RG180/U  
or RG195/U cable



Used in  
LJT & Tri-Start Series  
MIL-DTL-38999  
Series I & III



**24-46**

**25-46**



Rear of  
Pin Insert

Front of  
Socket Insert

Contact  
No. Size

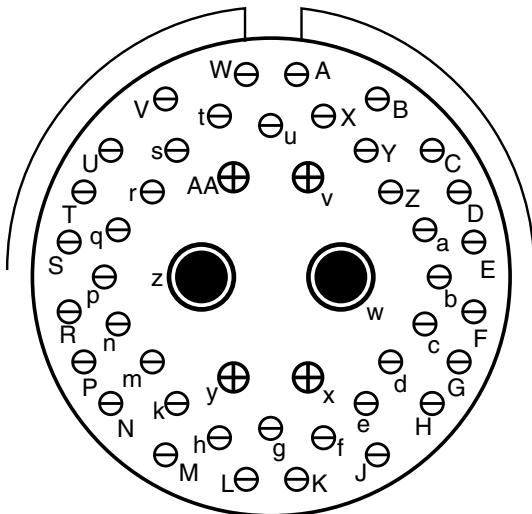
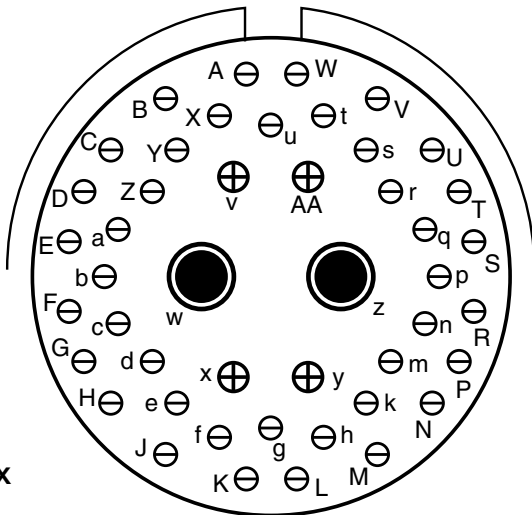
40	20
4	16
2	8 Twinax

Service  
Rating

I

Rear of  
Socket Insert

Front of  
Pin Insert



- 8
- 10
- 12
- 16
- 20
- 22
- 22M
- 22D

CONTACT  
LEGEND

Used in  
Tri-Start Series  
MIL-DTL-38999  
Series III

**24-90**

**25-90**

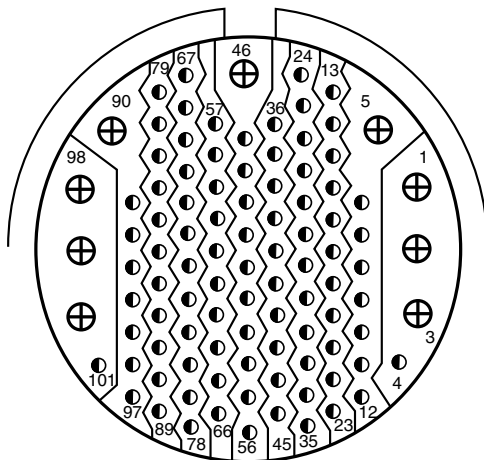
Rear of  
Pin Insert

Front of  
Socket Insert

Contact  
No. Size

92 22D

9 16


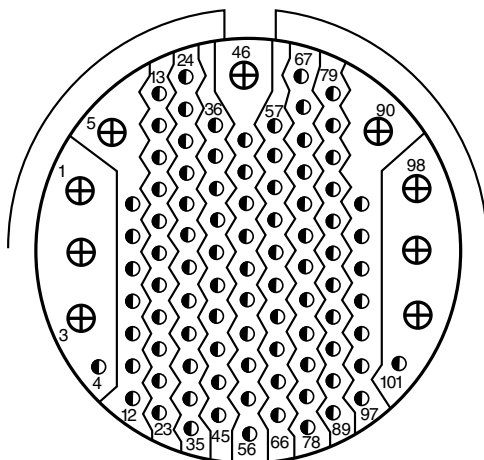


Service  
Rating

M

Rear of  
Socket Insert

Front of  
Pin Insert



CONTACT  
LEGEND

Used in  
Tri-Start Series  
MIL-DTL-38999  
Series III

**24-92**

Formerly Pyle

**25-92**



Rear of  
Pin Insert

Front of  
Socket Insert

Contact  
No. Size

26 22D

3 16

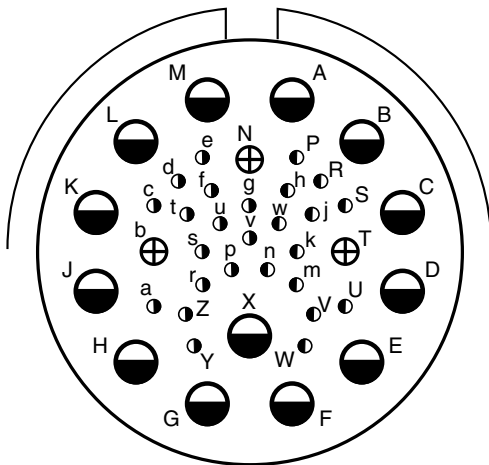
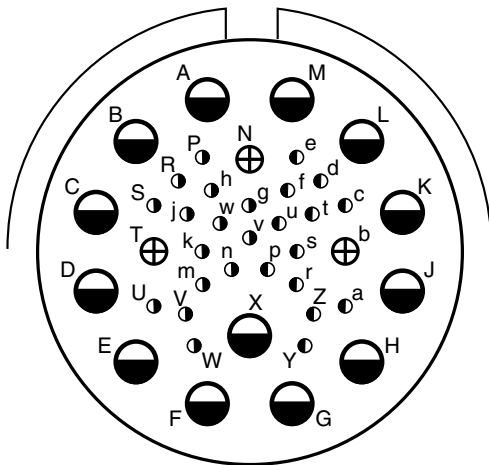
13 12

Service  
Rating

M

Rear of  
Socket Insert

Front of  
Pin Insert



- 8
- 10
- 12
- 16
- 20
- 22
- 22M
- 22D

CONTACT  
LEGEND

Used in  
Tri-Start Series  
MIL-DTL-38999  
Series III

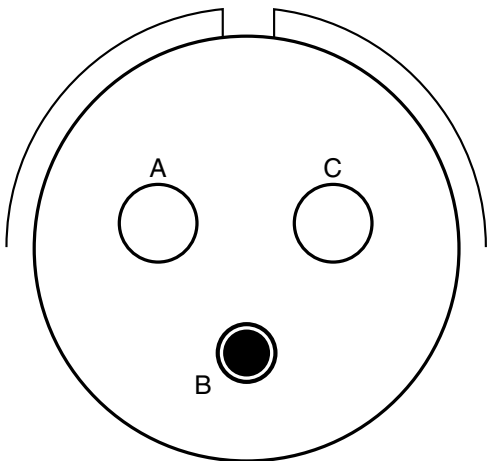
Formerly Pyle

**24-97**

**25-97**

Rear of  
Pin Insert

Front of  
Socket Insert



Contact  
No. Size


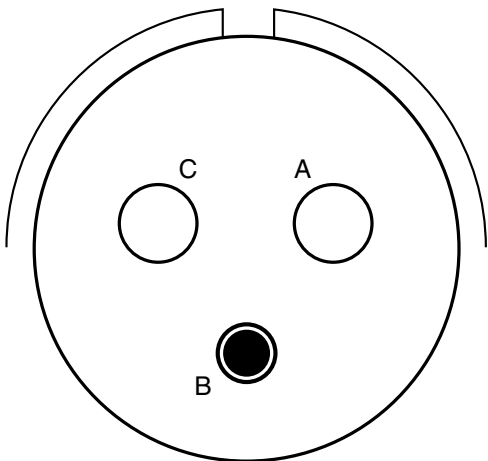
1 8  
2 4

Service  
Rating

II

Rear of  
Socket Insert

Front of  
Pin Insert



CONTACT  
LEGEND

Used in  
Tri-Start Series  
MIL-DTL-38999  
Series III

**24L-3**

**25L-3**

Rear of  
Pin Insert

Front of  
Socket Insert

Contact  
No. Size

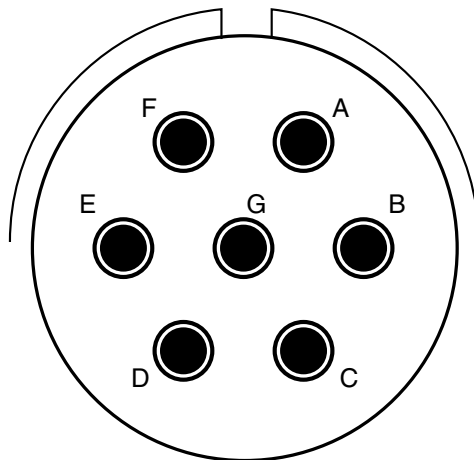
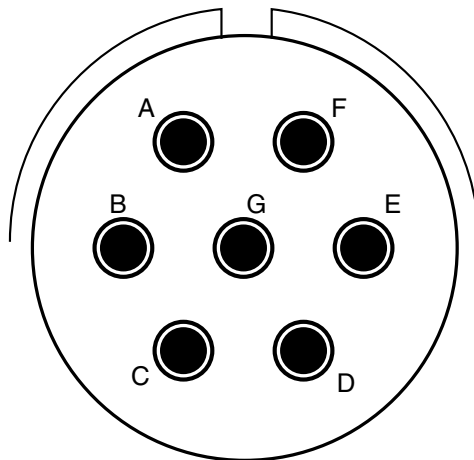
7 8

Service  
Rating

II

Rear of  
Socket Insert

Front of  
Pin Insert



**CONTACT  
LEGEND**

Used in  
Tri-Start Series  
MIL-DTL-38999  
Series III

**24L-7**

**25L-7**

Rear of  
Pin Insert

Front of  
Socket Insert

Contact  
No. Size


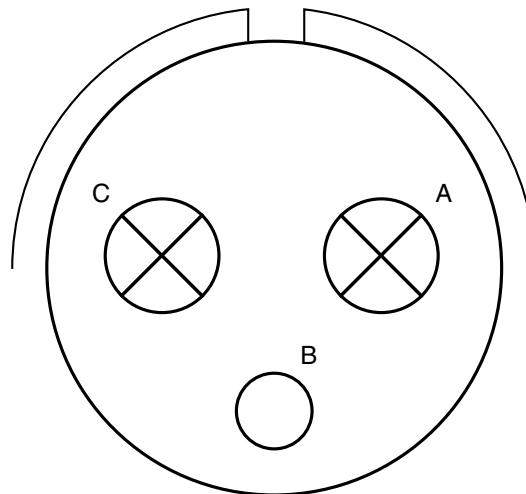
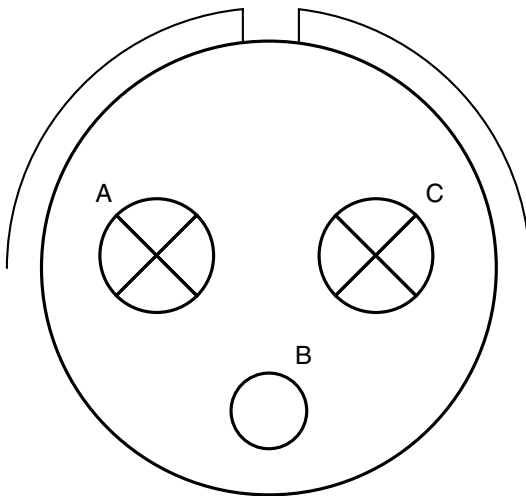
1	4
2	0

Service  
Rating

II

Rear of  
Socket Insert

Front of  
Pin Insert



CONTACT  
LEGEND

Used in  
Tri-Start Series  
MIL-DTL-38999  
Series III

**32-3**

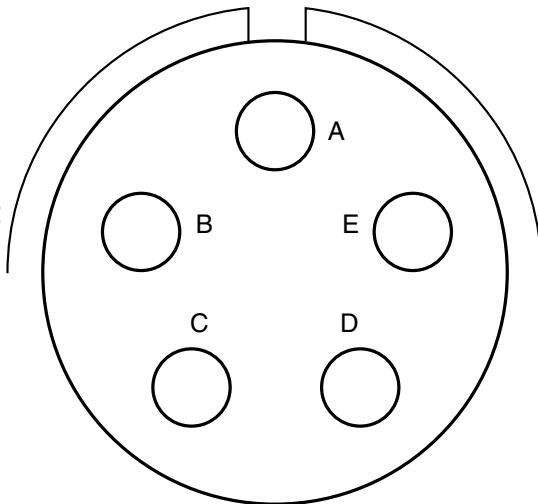
**33-3**

Rear of  
Pin Insert

Front of  
Socket Insert

Contact  
No. Size

5 4


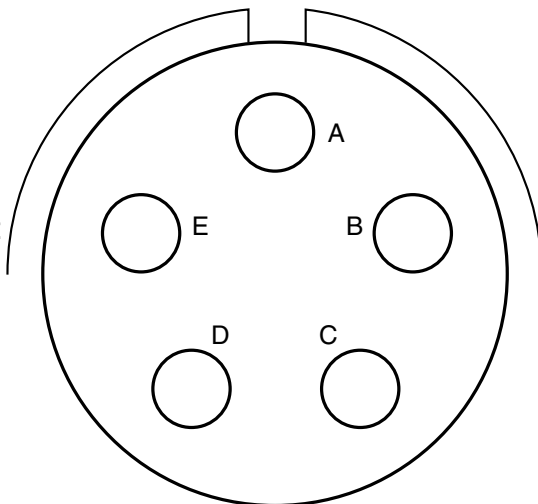


Service  
Rating

II

Rear of  
Socket Insert

Front of  
Pin Insert



CONTACT  
LEGEND

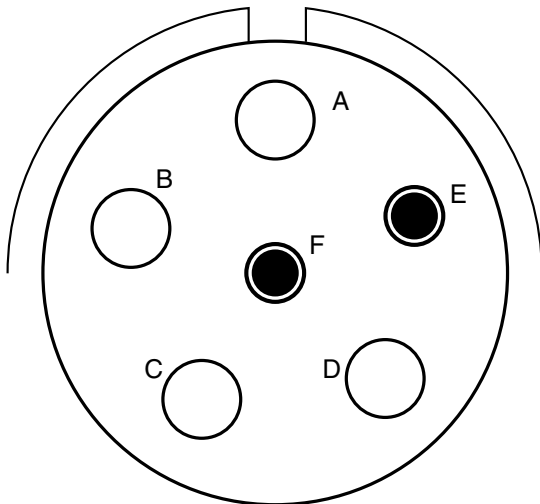
Used in  
Tri-Start Series  
MIL-DTL-38999  
Series III

**32-5**

**33-5**

Rear of  
Pin Insert

Front of  
Socket Insert



Contact  
No. Size

2 8

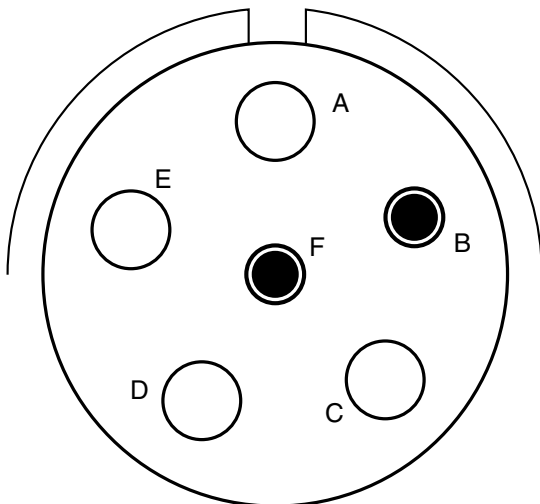
4 4

Service  
Rating

II

Rear of  
Socket Insert

Front of  
Pin Insert



**CONTACT  
LEGEND**

Used in  
Tri-Start Series  
MIL-DTL-38999  
Series III

**32-6**

**33-6**

Rear of  
Pin Insert

Front of  
Socket Insert

Contact  
No. Size


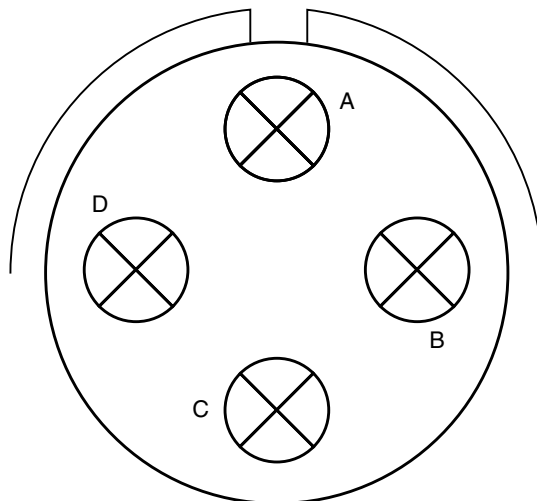
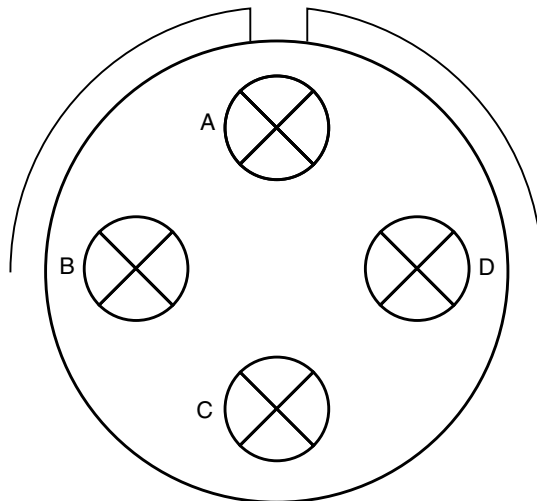
4 0

Service  
Rating

II

Rear of  
Socket Insert

Front of  
Pin Insert



**CONTACT  
LEGEND**

Used in  
Tri-Start Series  
MIL-DTL-38999  
Series III

**36-5**

**37-5**