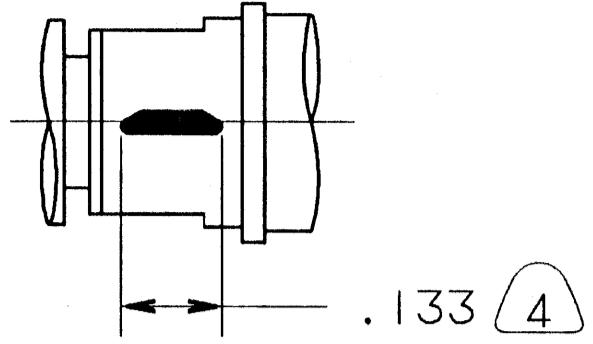
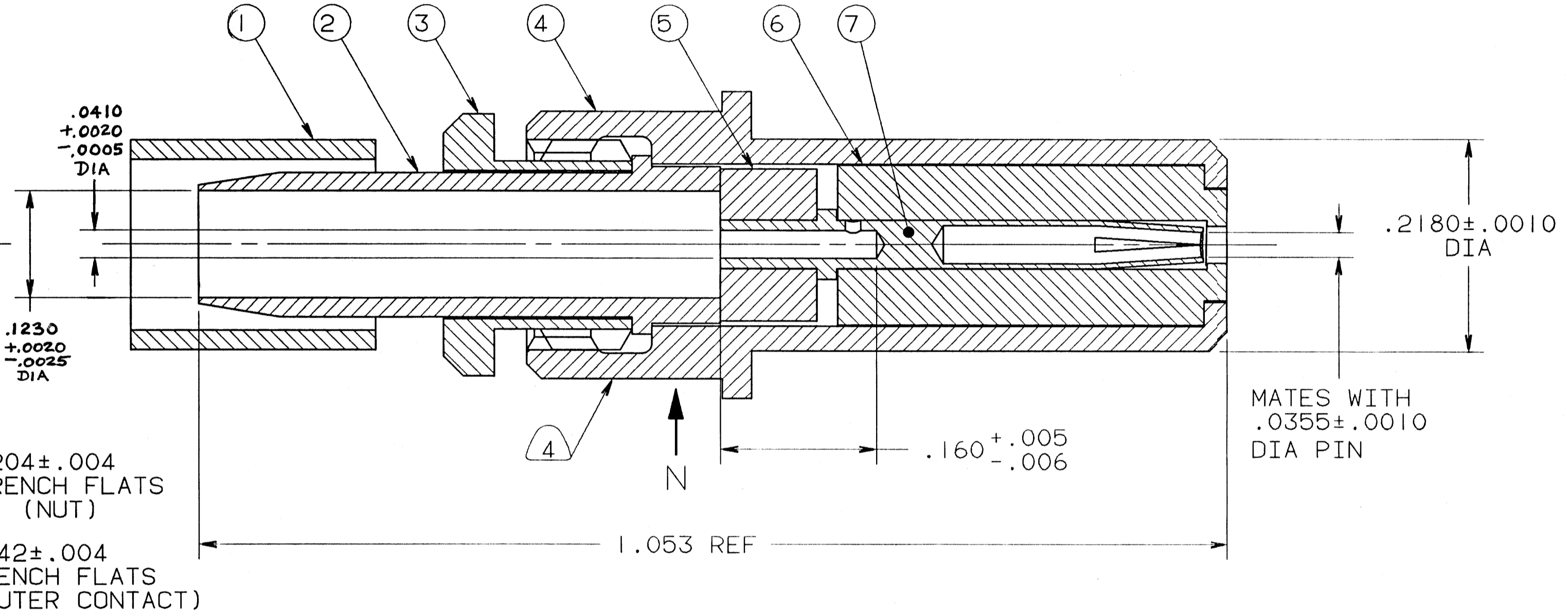
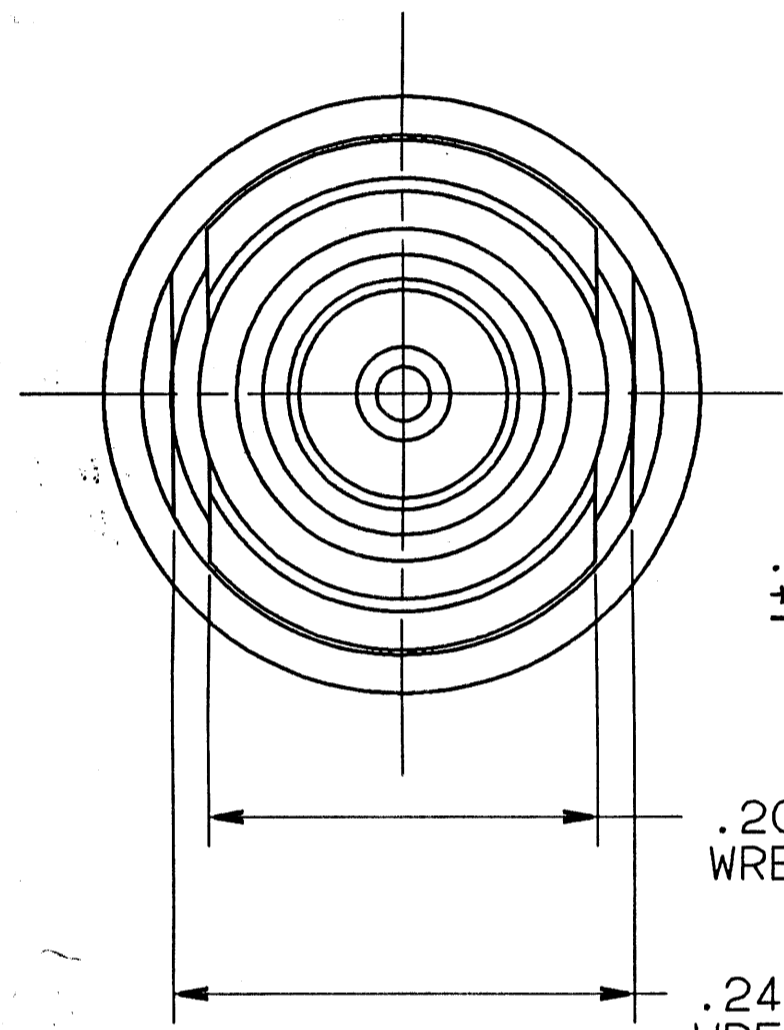
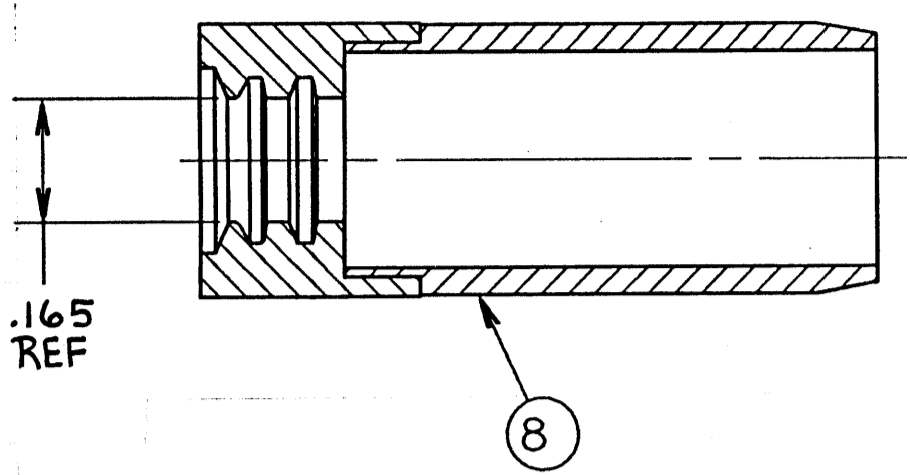


REVISIONS				
ZONE	LTR	DESCRIPTION	DATE	APPROVED
	A	INITIAL RELEASE NUMBER: 70094-80		



VIEW AT N  
REDUCED



5. FOR USE WITH RAYCHEM COAX CABLE 502ID1331-0

4. BLACK INK STAMP TRADEMARK PER 9-6700, TYPE IV PER 9-7530 OR 9-3856-5 IN APPROX POSITION SHOWN ON OUTER CONTACT. TRADEMARK DIRECTION OPTIONAL AND MAY BE SOLID AS SHOWN.

3. INDICATED ITEM NOT ILLUSTRATED.

2. DRAWING ILLUSTRATES FINAL ASSEMBLY. COMPLETE INSTALLATION INSTRUCTIONS, (F/N 9), ARE PACKAGED WITH EACH ASSEMBLY. PACKAGE PER PRODUCTION PROCESS SHEET.

1. PROCESS SPEC:  
TEST 9-5272-24;  
9-6700, 9-7530, 9-3856-5

NOTES:

THE USE OF THIS DOCUMENT IS UNLIMITED. HOWEVER, DOCUMENTS REFERENCED HEREON MAY CONTAIN LIMITED RIGHTS DATA.

N/A  
NEXT ASSEMBLY

UNLESS OTHERWISE SPECIFIED LINEAR DIMENSIONS ARE IN INCHES.  
TOLERANCES: .XXX ± .010,  
.XX ± .03, .X ± .1,  
ANGLES ± 2°.  
OTHER STANDARDS PER 9-3800 AND DOD-D-1000.  
NOTE REF. =

FIND NO.	QTY REQD.	FSCM NO.	PART NUMBER	DESCRIPTION	NOTE REF.
9	1		21-1560-14	INSTALLATION INSTRUCTIONS	2.3
8	1		21-33321-9	PIGGYBACK GROMMET SEAL	
7	1		21-457-55	SOCKET CONTACT	
6	1		21-1305-33	FRONT INSULATOR	
5	1		21-1312-20	BACK INSULATOR	
4	1		21-460-85	OUTER CONTACT	4
3	1		21-1552-85	NUT	
2	1		21-261-65	RETAINER	
1	1		10-92703-205	FERRULE	

SPECIFICATIONS		SIGNATURES		DATES		PARTS LIST	
MATERIAL SPEC.	N/A	PREPARED	RATCHFORD	2-8-94	AMPHENOL CORPORATION BENDIX CONNECTOR OPERATIONS SIDNEY, N.Y.		
PROCESS SPEC.	SEE NOTE 5	CHECKED	<i>[Signature]</i>	2-8-94	CONTACT, PIN, COAXIAL, SIZE 8, ELECTRICAL CONNECTOR, TYPE LJT-RE		
		APPROVED	<i>[Signature]</i>	2-8-94	SIZE	FSCM NO.	REV.
		1ST PART NO.			C	77820	21-33102-36
					SCALE	NONE	WT.
							REF 21-33102
							SHEET

COMPUTER GENERATED DRAWING.

105050001

00000

21-33102-36

A