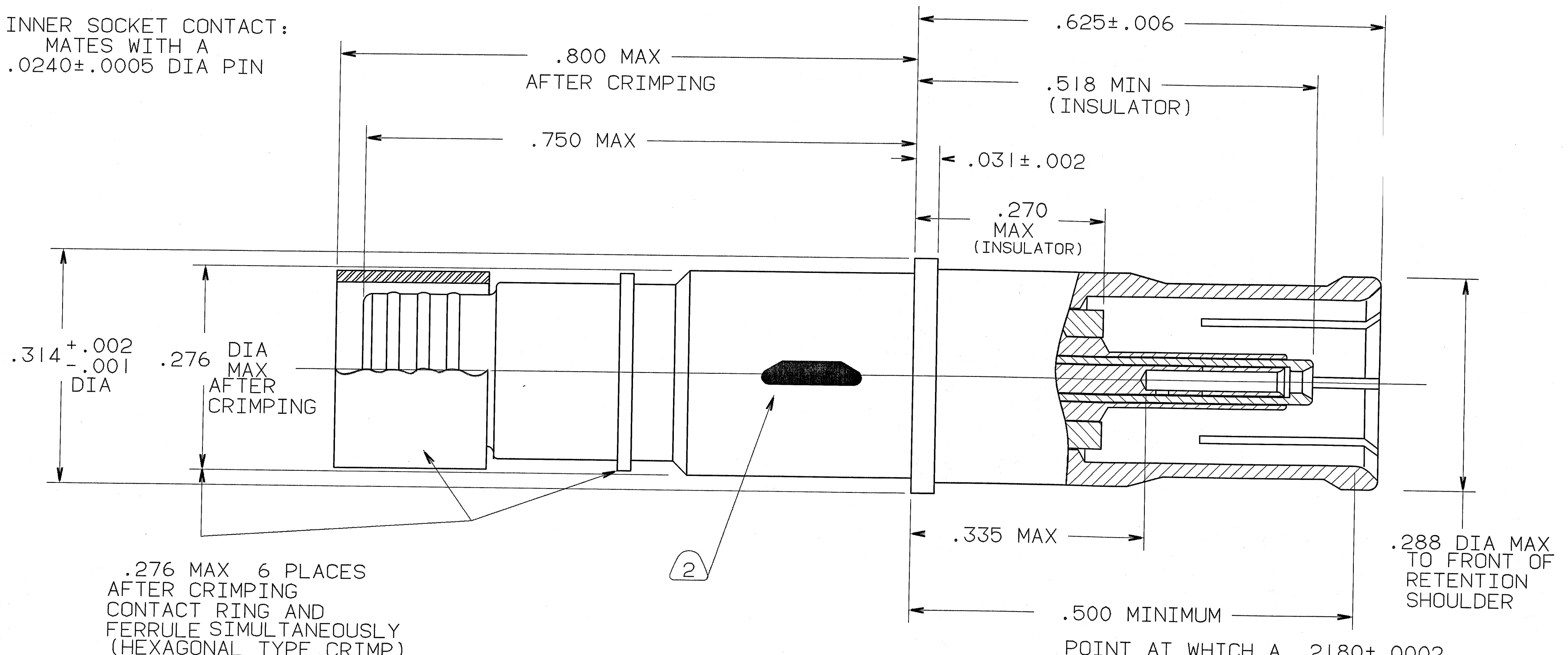


OUTER SOCKET CONTACT
MATES WITH A
.218±.001 DIA PIN

INTERMEDIATE PIN CONTACT:
.074 .001 DIA PIN

INNER SOCKET CONTACT:
MATES WITH A
.0240±.0005 DIA PIN

REVISIONS				
ZONE	LTR	DESCRIPTION	DATE	APPROVED
SEE RECORD DRAWING FOR REVISIONS A AND B				
	C	(CL II) UPDATED 9-4796-1 TO -2/ BENDIX TO AMPHENOL ECN: B1418	4-11-11 JONES	



.276 MAX 6 PLACES
AFTER CRIMPING
CONTACT RING AND
FERRULE SIMULTANEOUSLY
(HEXAGONAL TYPE CRIMP)

POINT AT WHICH A .2180±.0002
DIA SQUARE END PIN FIRST
ENGAGES OUTER SOCKET
CONTACT SPRING MEMBER

8. MATES WITH ANY PIN CONTACT IN 21-33198 PART NUMBER SERIES.
7. HANDLE CAREFULLY TO AVOID DISTORTION.
6. FINISH ON ALL METAL PARTS:
.000050 MIN GOLD, (KNOOP HARDNESS 130-200), OVER NICKEL UNDERPLATE.
5. INDICATED ITEM IS NOT ILLUSTRATED.
4. CONTACT WILL ACCOMMODATE TRIAXIAL CABLE MCAIR PART NUMBER ST5MI323-001, REV J.
3. DRAWING ILLUSTRATES FINAL ASSEMBLY. COMPLETE INSTALLATION INSTRUCTIONS, (F/N 8), ARE PACKED WITH EACH ASSEMBLY. PACKAGE PER PRODUCTION PROCESS SHEET.
2. IF NOT PREVIOUSLY STAMPED, BLACK INK STAMP TRADEMARK, 9-6700 TYPE IV, PER 9-7530 OR 9-3856-5, IN APPROXIMATE POSITION SHOWN; DIRECTION OPTIONAL. TRADEMARK MAY BE SOLID AS SHOWN. SIZE TO BE .032 HIGH.
1. PROCESS SPEC:
TEST 9-5272-29,
PROCESS SHEET CONTROL 9-4796-2
9-6700, 9-7530, 9-3856-5.

NOTES:
THE USE OF THIS DOCUMENT IS UNLIMITED.
HOWEVER, DOCUMENTS REFERENCED HEREON
MAY CONTAIN LIMITED RIGHTS DATA.

COMPANY ID: 9
CODED/MS/CUST: N
INTERNAL: N
LOTNO: N
DATE CODE: N
SEE PRINT: Y

UNLESS OTHERWISE SPECIFIED
LINEAR DIMENSIONS ARE IN
INCHES.
TOLERANCES: .XXX±.010,
.XX ±.03, .X ±.1,
ANGLES ±2°.
OTHER STANDARDS PER 9-3800
AND DOD-D-1000.
NOTE REF. =

FIND NO.	QTY REQD.	FSCM NO.	PART NUMBER	DESCRIPTION	NOTE REF.
8	1		21-33855-80	INSTALLATION INSTRUCTIONS	3,5
7	1		21-33335-805	CONTACT, OUTER	
6	1		21-33334-805	CONTACT, INTERMEDIATE	
5	1		21-33337-55	CONTACT, INNER	
4	1		21-1381-80	INSULATOR, SUPPORT	
3	1		21-33903-815	FERRULE, INTERMEDIATE	7
2	1		21-33903-805	FERRULE, OUTER	7
1	1		21-33321-9	PIGGYBACK GROMMET SEAL	

SPECIFICATIONS		SIGNATURES		DATES		PARTS LIST	
MATERIAL SPEC.	N/A	PREPARED	HEMMER	10-22-90	AMPHENOL CORPORATION 40-60 DELAWARE AVENUE SIDNEY, N.Y.		
PROCESS SPEC.	SEE NOTE 1	CHECKED	HEMMER/RATCHFORD	6/24/91	CONTACT, SOCKET, TRIAXIAL, TYPE LJT-R & TV-R, SIZE 8		
		APPROVED	VAL HEMMER	11-12-90	SIZE	FSCM NO.	REV.
			Al Davis	6-27-91	C	77820	21-33197-10
		1ST PART NO.	21-033197-010	SCALE	10/1	WT.	REF 21-33197-4
							SHEET 1 OF 2


21-33197-10

4


3

2

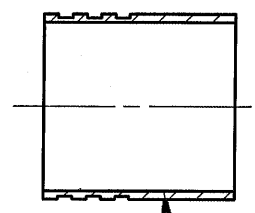
1



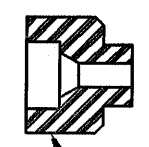
1




2



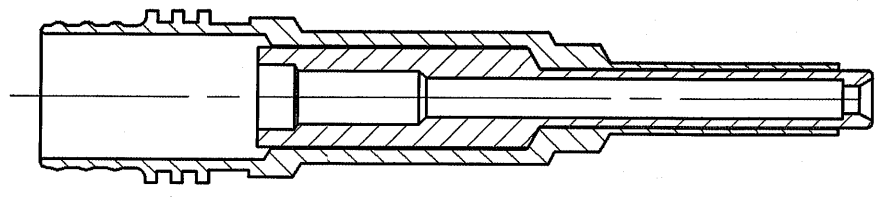
3



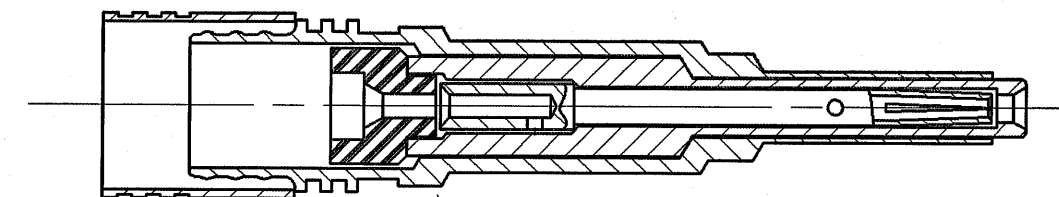
4



5



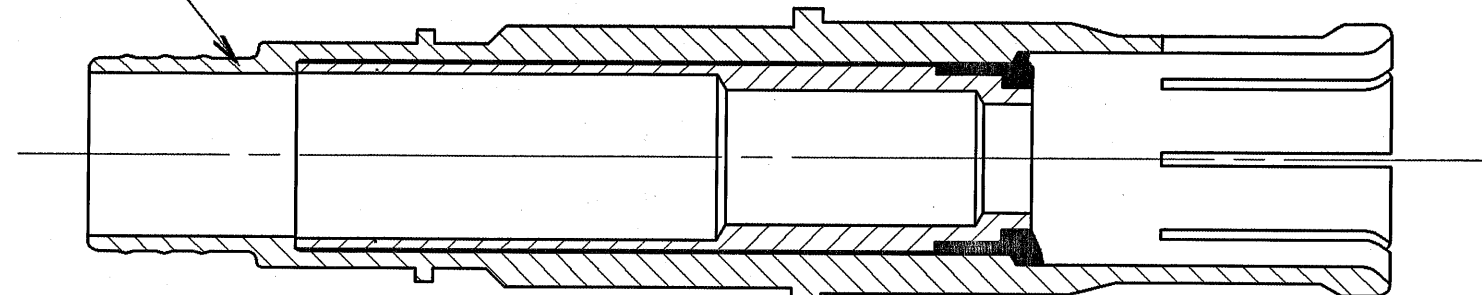
6



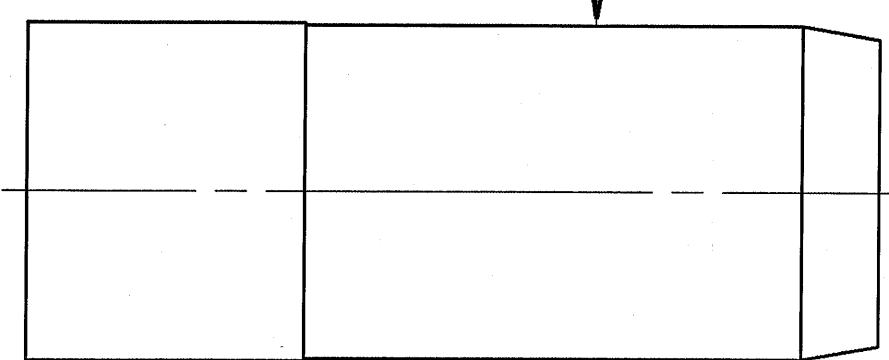
3 4 5 6

REF
ILLUSTRATES
POSITION OF
COMPONENTS
AFTER USER ASSEMBLY

7

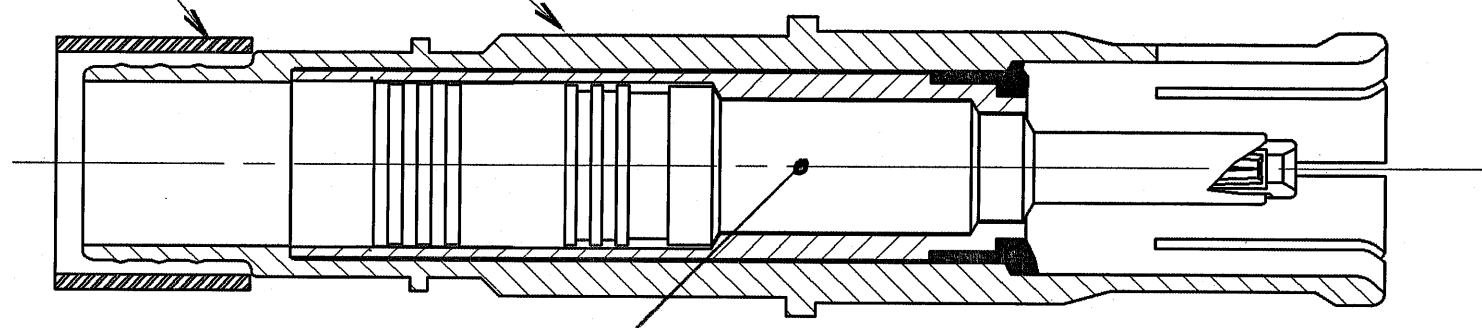


1 REF



2 REF

7 REF



3 4 5 6

REFERENCE:
ILLUSTRATES POSITION
WHEN ASSEMBLED BY USER

D

D

C

C

B

B

A

A

21-33197-10

B

A

NOTES:

THIS DOCUMENT CONTAINS PROPRIETARY INFORMATION AND SUCH INFORMATION MAY NOT BE DISCLOSED TO OTHERS FOR ANY PURPOSE OR USED FOR MANUFACTURING PURPOSES WITHOUT WRITTEN PERMISSION FROM THE AMPHENOL CORPORATION.

SIZE	FSCM NO.	21-33197-10	REV.
C	77820		C
SCALE	WT.	REF	SHEET
NONE		N/A	2