

REV. A	SHEET 1 OF 1	DOCUMENT NO. 21-033733-009
REVISIONS		
LTR	DESCRIPTION	DATE
A	INITIAL RELEASE	-

21-033733-009

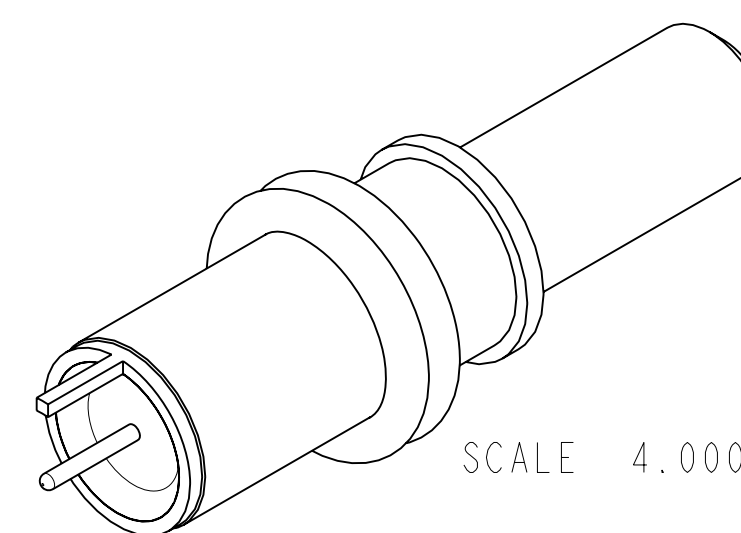
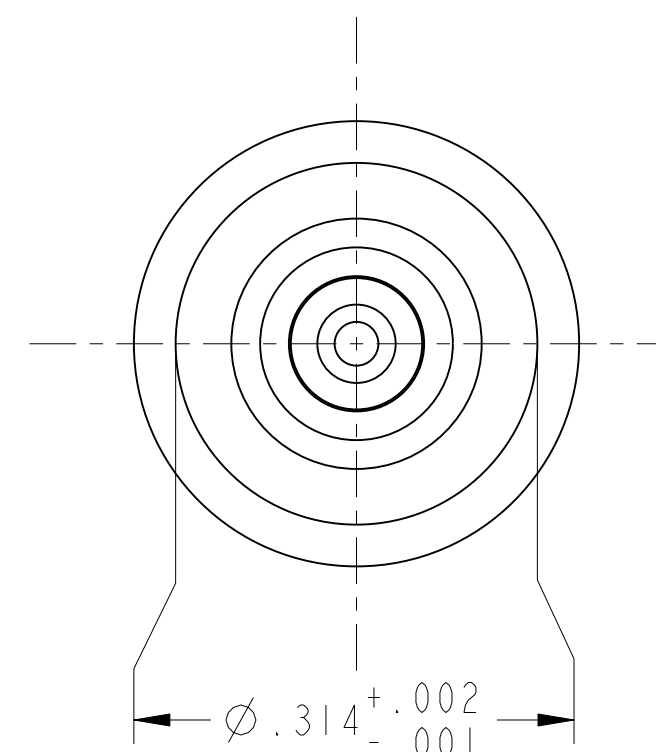
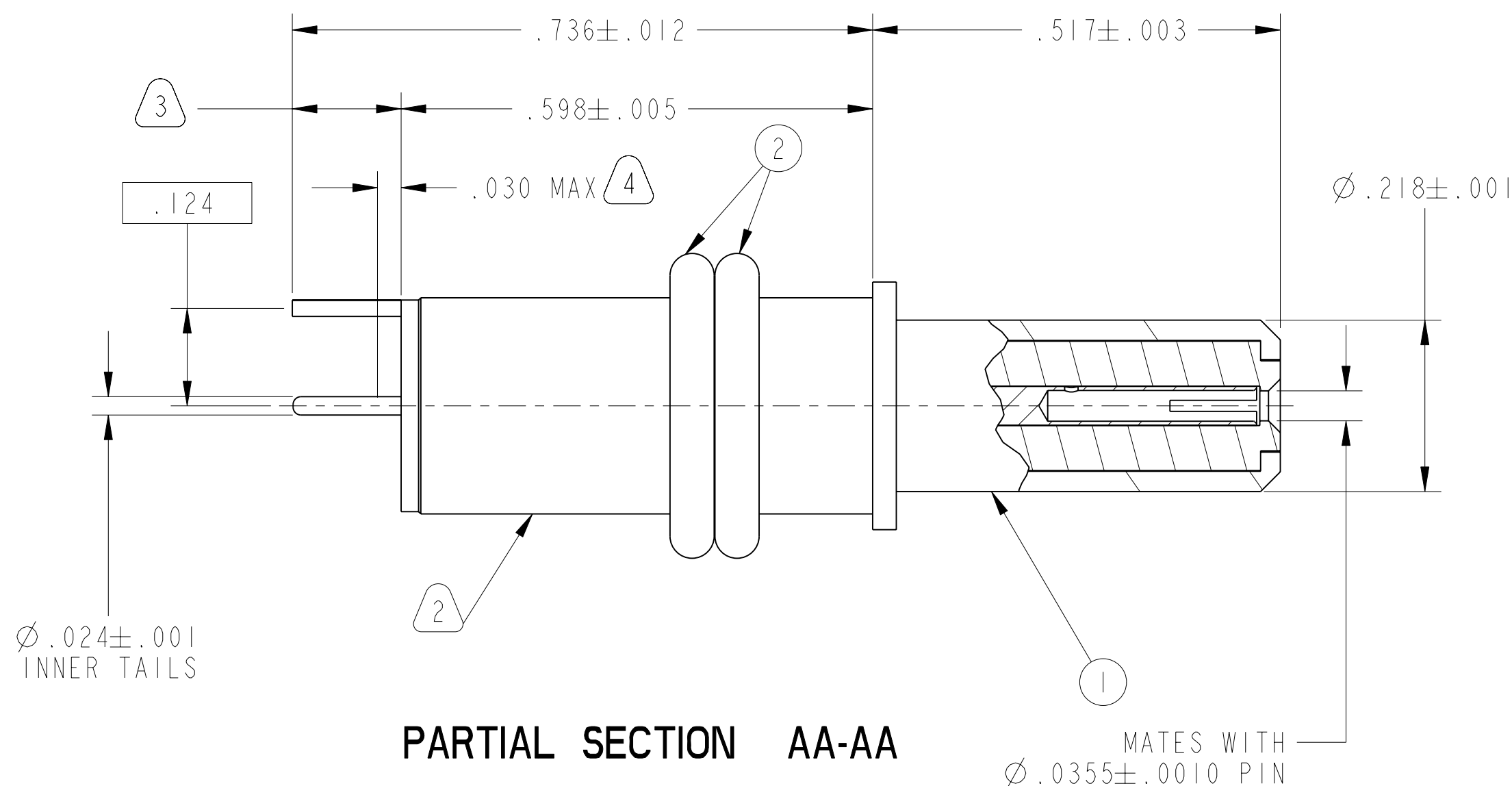
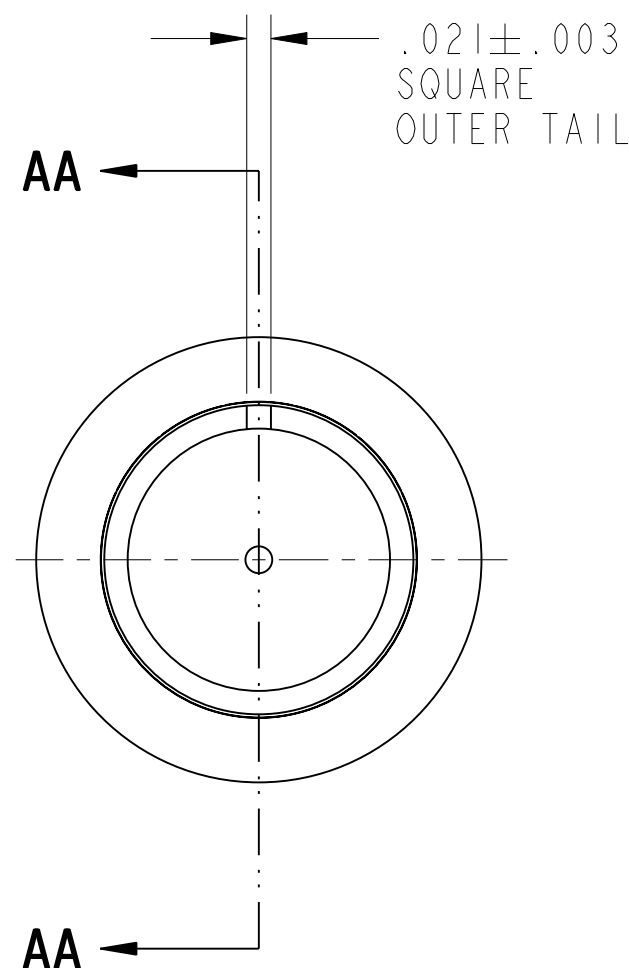
SHEET 1 OF 1

REV. A

C

B

A



5. ALL DIMENSIONS ARE AFTER PLATING.
4. EPOXY MAY BE PRESENT ON CONTACT TAILS IN INDICATED AREA.
3. INDICATED AREA SHALL BE CAPABLE OF MEETING THE SOLDERABILITY REQUIREMENTS OF 9-8825 AFTER STEAM AGING.
2. BLACK INK STAMPED TRADEMARK MAY BE ON INDICATED SURFACE.
1. PACKAGE PER PRODUCTION PROCESS SHEET.

NOTES:

THE USE OF THIS DOCUMENT IS UNLIMITED. HOWEVER, DOCUMENTS REFERENCED HEREON MAY CONTAIN LIMITED RIGHTS DATA.

RELEASED / Jul . 26 2007, 10:58 AM

21-033733-009

SHEET 1 OF 1

REV. A

NEXT ASSEMBLY

PRO/ENGINEER INFORMATION  
 Pro/e Model Used:  
 21-033733-009.ASSEM  
 Drawing Name:  
 21-033733-009

UNLESS OTHERWISE SPECIFIED  
 LINEAR DIMENSIONS ARE IN INCHES  
 TOLERANCES:  
 .XXXX = ±.0005 ANGLES= ±2°  
 .XXX = ±.010  
 .XX = ±.03  
 .X = ±.1  
 DIM. & TOL. PER ASME Y14.5M;  
 DRM PER MIL-DTL-31000;  
 OTHER Amphenol Stds. PER 9-3800  
 LEGENDS:  
 =FLAG NOTE CALL OUT REFERENCE ONLY

SPECIFICATIONS

MATERIAL SPEC. N/A

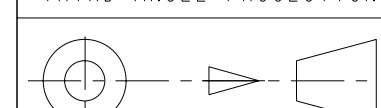
PROCESS SPEC.

N/A

POS	QTY	PART NUMBER	DESCRIPTION	NOTE
2	2	21-033976-001	O-RING	
1	1	21-033733-09M	CONTACT ASSEMBLY	

APPROVALS	DATE
PREPARED BY: DJSMITH	
ENGINEER IN CHARGE: L. RATCHFORD	09-Jan-06
DESIGN MANAGER: H. JOHNSON	
DESIGN ACTIVITY GROUP: MIL-AERO DEVELOP	

THIRD ANGLE PROJECTION



PARTS LIST			
<b>AMPHENOL CORPORATION</b> 40-60 DELAWARE AVENUE SIDNEY, N.Y. 13858			
<b>CONTACT, PIN, COAX, SIZE 8, PCB, TYPE M38999 I &amp; III, EPOXY FILLED</b>			
SIZE <b>C</b>	CAGE CODE <b>77820</b>	DOCUMENT NO. <b>21-033733-009</b>	REV. <b>A</b>
SCALE: 6.0	REF. 21-33733-2	SHEET 1 OF 1	

21-033733-009

SHEET 1 OF 1

REV. A

C

B

A

SHEET 1 OF 1

21-033733-009