


M7155 SERIES

DC/DC POWER SUPPLY



PRODUCT HIGHLIGHTS

- **MINIATURE**
- **HIGH DENSITY**
- **FIVE OUTPUTS**
- **DC/DC CONVERTER**
- **UP TO 30W**

M7155 SERIES DC/DC POWER SUPPLY

APPLICATIONS

Military, Ruggedized, Telecom, Industrial

SPECIAL FEATURES

- Extremely Miniature size
- High efficiency
- Input / Output isolation
- Fixed switching frequency (620 kHz)
- EMI/RFI filters included
- Indefinite short circuit protection with auto-recovery
- Over-voltage protection - Passive transzors on outputs
- Over temperature shutdown with auto-recovery

ENVIRONMENTAL

Meets or exceeds MIL-STD-810D

Temperature:

Operating -40°C to +85°C (baseplate)

Storage -55°C to +125°C

RELIABILITY

150,000 hours, calculated per

MIL-STD-217F at +85°C baseplate, ground fixed.

ELECTRICAL SPECIFICATIONS

DC INPUT

DC Input range: 28±4 VDC

EMI/RFI:

Designed to MIL-STD-461F*: CE101, CE102, CS101, CS114, CS115, CS116, RE101, RE102, RS101, RS103

Efficiency: 75% (Typical)

Isolation:

50V between Input and Output

50V between Input and Case

DC OUTPUT (floating)

Line/Load regulation:

Less than 1% (no load to full load, -40°C to +85°C)

Ripple and Noise: 50mVp-p, typical (max. 1%)

Current limiting (either Hiccup or regulator):

Continuous protection for unlimited time

Over voltage protection:

Electronic shutdown with automatic recovery and a passive tranzorb on output.

Over temperature protection:

Shutdown at baseplate temperature of +105°C (±5°C)

Automatic recovery at baseplate temperature

lower than +95°C (±5°C)

Isolation:

50V between Output and Input

50V between Output and Case

* EMC Compliance achieved with 5μH LISN, shielded harness and static resistive load.

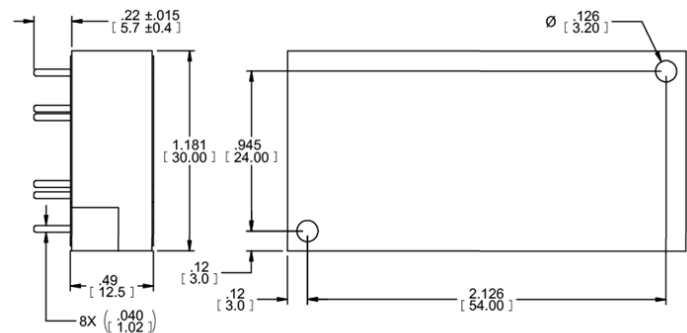
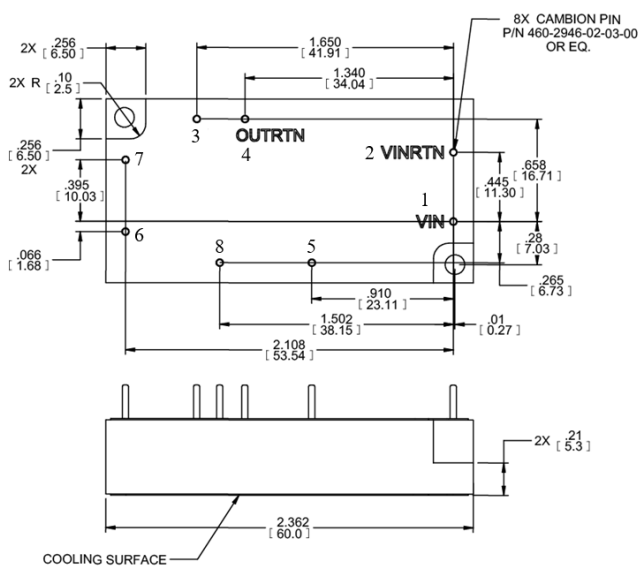
Depending on the actual configuration, an external filter may be required for full compliance

M7155 SERIES DC/DC POWER SUPPLY

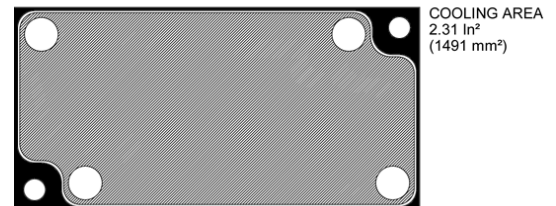
PIN ASSIGNMENT

Pin No.	Pin Function
1	V _{IN}
2	V _{IN} RTN
3	OUT 1
4	OUT RTN
5	OUT 2
6	OUT 3
7	OUT 4
8	OUT 5

OUTLINE DRAWING



HEAT DISSIPATION SURFACE



Notes

1. Dimensions are in mm
2. Tolerance is:
.XX ±0.2MM
.XXX ±0.1MM
3. Weight: 50 +/- 5g.

* Specifications are subject to change without prior notice by the manufacturer