

National Technical Systems Test Report for Environmental Testing of the 19CD0002SwitchBox

Prepared For

Amphenol Aerospace | 191 Delaware Ave | Sidney, NY 13838

Performed By

National Technical Systems | 36 Gilbert Street South | Tinton Falls, NJ 07701 | 732-936-0800 | www.nts.com

A handwritten signature in black ink that reads "Brett Leslie".

Brett Leslie
Technical Writer

A handwritten signature in black ink that reads "Mark Betts".

Mark Betts
ENV Project Engineer

A handwritten signature in black ink that reads "Mark Betts".

Mark Betts
Quality Management Representative

This report and the information contained herein represents the results of testing of only those articles/products identified in this document and selected by the client. The tests were performed to specifications and/or procedures approved by the client. National Technical Systems ("NTS") makes no representations expressed or implied that such testing fully demonstrates efficiency, performance, reliability, or any other characteristic of the articles being tested, or similar products. This report should not be relied upon as an endorsement or certification by NTS of the equipment tested, nor does it present any statement whatsoever as to the merchantability or fitness of the test article or similar products for a particular purpose. This document shall not be reproduced except in full without written approval from NTS.

WARNING - This document contains technical data whose export is restricted by the Arms Export Control Act (Title 22, U.S.C., Sec 2751, et q.) or the Export Administration Act of 1979, as amended, Title 50, U.S.C., App. 2401 et seq. Violations of these export laws are subject to severe criminal penalties. Disseminate in accordance with provisions of DoD Directive 5230.25.

Subject to the EAR. This information is subject to the export control laws of the United States, specifically including the Export Administration Regulations (EAR), 15 C.F.R. Part 730 et seq. Transfer, retransfer, or disclosure of this data by any means to a non U.S. person (individual or company), whether in the United States or abroad, without any required export license or other approval from the U.S. Government is prohibited.



Revision History

Rev.	Description	Issue Date
0	Initial Release	07/02/2021
1	Added acceleration testing section; Section 5.8, page 40	7/21/2021

Table of Contents

1.0 Introduction5

2.0 References5

3.0 Product Selection and Description.....5

 3.0.1 Received EUT Photographs.....5

 3.1 Security Classification6

4.0 General Test Requirements6

 4.1 Test Equipment6

5.0 Test Descriptions and Results.....7

 5.1 Temperature Altitude (Temp Storage)8

 5.1.1 Test Procedure8

 5.1.2 Test Result8

 5.1.3 Test Datasheets8

 5.1.4 Test Photographs9

 5.1.5 Test Data.....10

 5.1.6 Test Equipment List.....12

 5.2 Blowing Dust13

 5.2.1 Test Procedure13

 5.2.2 Test Result13

 5.2.3 Test Datasheets13

 5.2.4 Test Photographs14

 5.2.5 Test Data.....16

 5.2.6 Test Equipment List.....17

 5.3 Salt Fog18

 5.3.1 Test Procedure18

 5.3.2 Test Result18

 5.3.3 Test Datasheets18

 5.3.4 Test Photographs21

 5.3.5 Test Equipment List.....22

 5.4 Explosion23

 5.4.1 Test Procedure23

 5.4.2 Test Result23

 5.4.3 Test Datasheets23

 5.4.4 Test Photographs24

 5.4.5 Test Data.....25

 5.4.6 Test Equipment List.....26

 5.5 Rain (Drip)27

 5.5.1 Test Procedure27

 5.5.2 Test Result27

 5.5.3 Test Datasheets27

 5.5.4 Test Notice of Deviation (NOD).....29

 5.5.5 Test Photographs30

 5.5.6 Test Equipment List.....31

 5.6 Humidity32

 5.6.1 Test Procedure32

 5.6.2 Test Result32

 5.6.3 Test Datasheets32

 5.6.4 Test Photographs33

 5.6.5 Test Data.....34

 5.6.6 Test Equipment List.....35

 5.7 Humidity36

 5.7.1 Test Procedure36

 5.7.2 Test Result36

 5.7.3 Test Datasheets36

 5.7.4 Test Photographs37

 5.7.5 Test Data.....38

5.7.6	Test Equipment List.....	39
5.8	Acceleration	40
5.8.1	Test Procedure	40
5.8.2	Test Result	40
5.8.3	Test Datasheets	40
5.8.4	Test Photographs	41
5.8.5	Test Data.....	44
5.8.6	Test Equipment List.....	45

List of Tables

Table 3.0-1: Product Identification - Equipment Under Test (EUT).....	5
Table 5.0-1: Summary of Test Information & Results	7
Table 5.1-1: Temperature Altitude (Temp Storage) Test Equipment List.....	12
Table 5.2-1: Sand and Dust Test Equipment List	17
Table 5.3-1: Salt Fog Test Equipment List.....	22
Table 5.4-1: Explosion Test Equipment List	26
Table 5.5-1: Waterproofness/Rain Test Equipment List	31
Table 5.6-1: Humidity Test Equipment List	35
Table 5.7-1: Humidity Test Equipment List	39
Table 5.8-1: Acceleration Test Equipment List.....	45

1.0 Introduction

This document presents the test procedures used and the results obtained during the performance of an Environmental (ENV) test program. The test program was conducted to assess the ability of the specified Equipment Under Test (EUT) to successfully satisfy the requirements listed in Section 2.0.

2.0 References

The following references listed below form a part of this document to the extent specified herein.

- Test Specifications: Customer provided test specifications, *TP 19CD0002 Rev B*, dated 03/30/2020
- Test Specifications: MIL-STD-810G, *Department of Defense Test Method Standard, Environmental Engineering Considerations and Laboratory Tests*, dated 10/31/2008
- Test Specifications: RTCA DO-160D, *Environmental Conditions and Test Procedures for Airborne Equipment*, dated 7/29/1997
- Amphenol Aerospace Purchase Order(s) 310136, dated 04/22/2021
- National Technical Systems (NTS) Quote(s) OP0570257-0, dated 12/18/2020
- ISO/IEC 17025:2017(E) *General Requirements for the Competence of Testing and Calibration Laboratories*, dated 11/1/2017

3.0 Product Selection and Description

Amphenol Aerospace selected and provided the test sample(s) to be used as the Equipment Under Test. Details below:

Table 3.0-1: Product Identification - Equipment Under Test (EUT)

Item	Qty.	Name/Description	Part Number	Serial Number
1	1	19CD0002 SwitchBox	19CD0002-1	N/A

3.0.1 Received EUT Photographs



EUT Photo

3.1 Security Classification

Non-classified

4.0 General Test Requirements**4.1 Test Equipment**

The instrumentation used in the performance of these tests is periodically calibrated and standardized within manufacturer's rated accuracies and are traceable to the National Institute of Standards and Technology. The calibration procedures and practices are in accordance with ISO 17025:2017. Certification of calibration is on file subject to inspection by authorized personnel.



5.0 Test Descriptions and Results

Table 5.0-1: Summary of Test Information & Results

Section	Test	Specification	Test Facility	Test Date	Part #	Serial #	Test Result
5.1	Temperature Altitude (Temp Storage)	Customer provided test specifications (19CD0002 Rev B) referencing MIL-STD 810G	Tinton Falls	03/23/2021 - 03/30/2021	19CD0002-1	N/A	Passed
5.2	Blowing Dust	Customer provided test specifications (19CD0002 Rev B) referencing MIL-STD 810G	Tinton Falls	04/01/2021	19CD0002-1	N/A	Passed
5.3	Salt Fog	Customer provided test specifications (19CD0002 Rev B) referencing MIL-STD 810G	Tinton Falls	05/10/2021 - 05/14/2021	19CD0002-1	N/A	Passed
5.4	Explosion	Customer provided test specifications (19CD0002 Rev B) referencing RTCA DO-160D	Tinton Falls	04/14/2021	19CD0002-1	N/A	Passed
5.5	Rain (Drip)	Customer provided test specifications referencing (19CD0002 Rev B) RTCA DO-160D	Tinton Falls	05/14/2021	19CD0002-1	N/A	Failed
5.6	Humidity	Customer provided test specifications referencing (19CD0002 Rev B) RTCA DO-160D	Tinton Falls	04/21/2021 - 04/23/2021	19CD0002-1	N/A	Passed
5.7	Humidity	Customer provided test specifications (19CD0002 Rev B) referencing MIL-STD 810G	Tinton Falls	04/26/2021 - 05/07/2021	19CD0002-1	N/A	Passed
5.8	Acceleration	Customer provided test specifications (19CD0002 Rev B) referencing MIL-STD 810G	Boxborough	05/27/2021- 05/28/2021	19CD0002-1	N/A	Passed

The decision rule for Test Results was based on the Test Specification used for testing.



5.1 Temperature Altitude (Temp Storage)

5.1.1 Test Procedure

The EUT was tested in accordance with customer provided test specifications (TP 19CD0002 Rev B) Paragraph 3.14.1, storage requirement "The SwitchBox shall be able to be stored at -65°C to 85°C". Referencing MIL-STD 810G Method 501.5, Procedure I (High Temperature Storage), constant temperature storage, two (2) hour soak after stabilization), and Method 502.5, Procedure I (Low Temperature Storage), two (2) hour soak after stabilization).


5.1.2 Test Result

Test Result: The EUT passed

5.1.3 Test Datasheets

GENERAL LOG SHEET			
Job Number: PR131850		Date: 3/23/21-3/30/21	Page 1 of 1
Client: Amphenol Aerospace			
Test: High/Low Temperature Storage		Test Item: Switchbox	
Specification: Customer provided test specs referencing MIL-STD 810G		Model or P/N: 19CD0002-1	
Para./Sect.: 3.14.1		S/N(s): N/A	
Date	Time	Log Entries	Init.
3/23	8:30	Started high temperature storage test	BP
3/30	15:40	Started low temperature storage test	BP
3/30	21:00	Completed Storage Temperature Testing- Passed	BP
Test Performed By: _____ Brian Pasznik _____			

5.1.4 Test Photographs

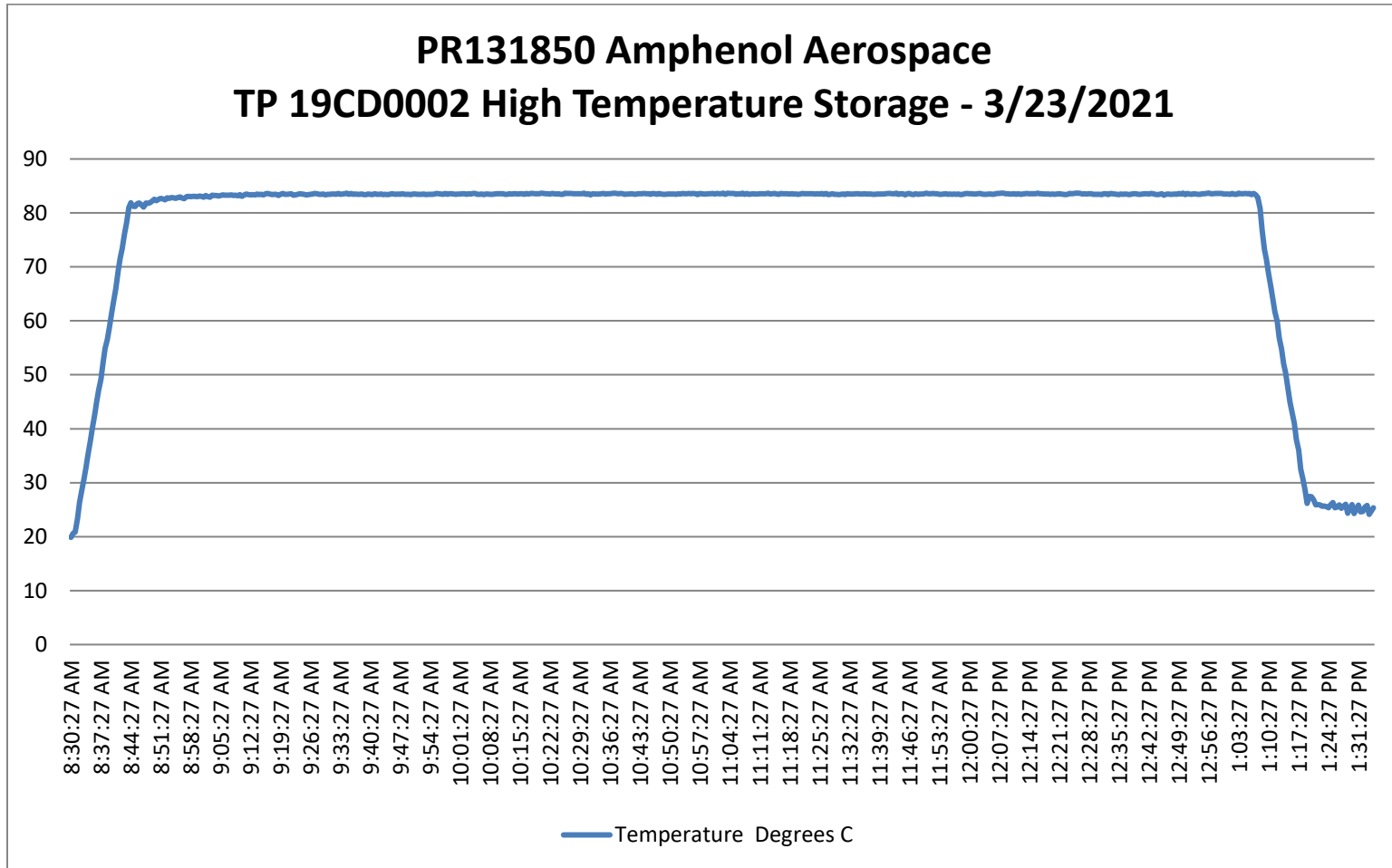


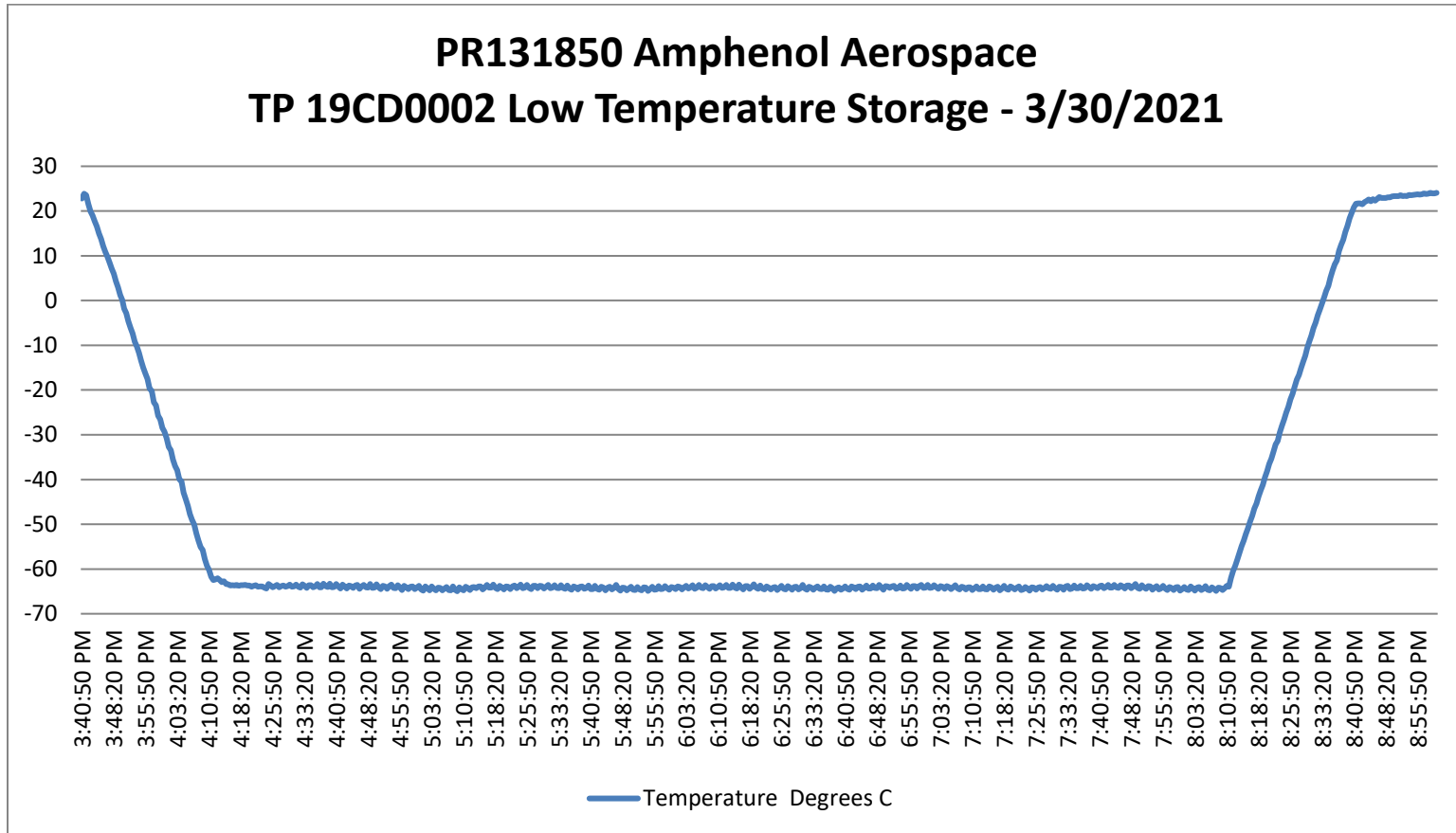
High Temperature Storage



Low Temperature Storage

5.1.5 Test Data





5.1.6 Test Equipment List**Table 5.1-1: Temperature Altitude (Temp Storage) Test Equipment List**

Asset Number	Asset Type	Manufacturer	Model	Cali-brated	Due
WC024140	Recorder (Data)	Agilent Technologies	34970A	08/31/2020	08/31/2021
WC058388	Chamber (Temperature/Humidity)	Thermotron	SE-600-5-5	NCR	NCR

Calibration Abbreviations

CAL: Calibration

NCR: No Calibration Required



5.2 Blowing Dust

5.2.1 Test Procedure

The EUT was tested in accordance with customer provided test specifications (TP 19CD0002 Rev B) Paragraph 3.14.6, referencing MIL-STD-810G, Method 510.5, Procedure I & Procedure II.

5.2.2 Test Result

Test Result: The EUT passed

5.2.3 Test Datasheets

GENERAL LOG SHEET			
Job Number: PR131850		Date: 4/1/21	Page 1 of 1
Client: Amphenol Aerospace			
Test: Blowing Dust		Test Item: SwitchBox	
Specification: Customer provided test specs referencing MIL-STD 810G		Model or P/N: 19CD0002	
Para./Sect.: 3.14.6		S/N(s): N/A	
Date	Time	Log Entries	Init.
4/1	7:42	Placed EUT in the dust chamber	BP
4/1	8:09	Started blowing dust test at 23C	BP
4/1	9:13	Rotated EUT 90°	BP
4/1	10:26	Rotated EUT 90°	BP
4/1	11:40	Rotated EUT 90°	BP
4/1	12:53	Rotated EUT 90°	BP
4/1	14:17	Completed Testing - Pass	BP
Test Performed By: _____ Brian Pasznic _____			


5.2.4 Test Photographs




Blowing Dust Face 1



Blowing Dust Face 2




Blowing Dust Face 3



Blowing Dust Face 4



Blowing Dust Face 5



Post Test 1

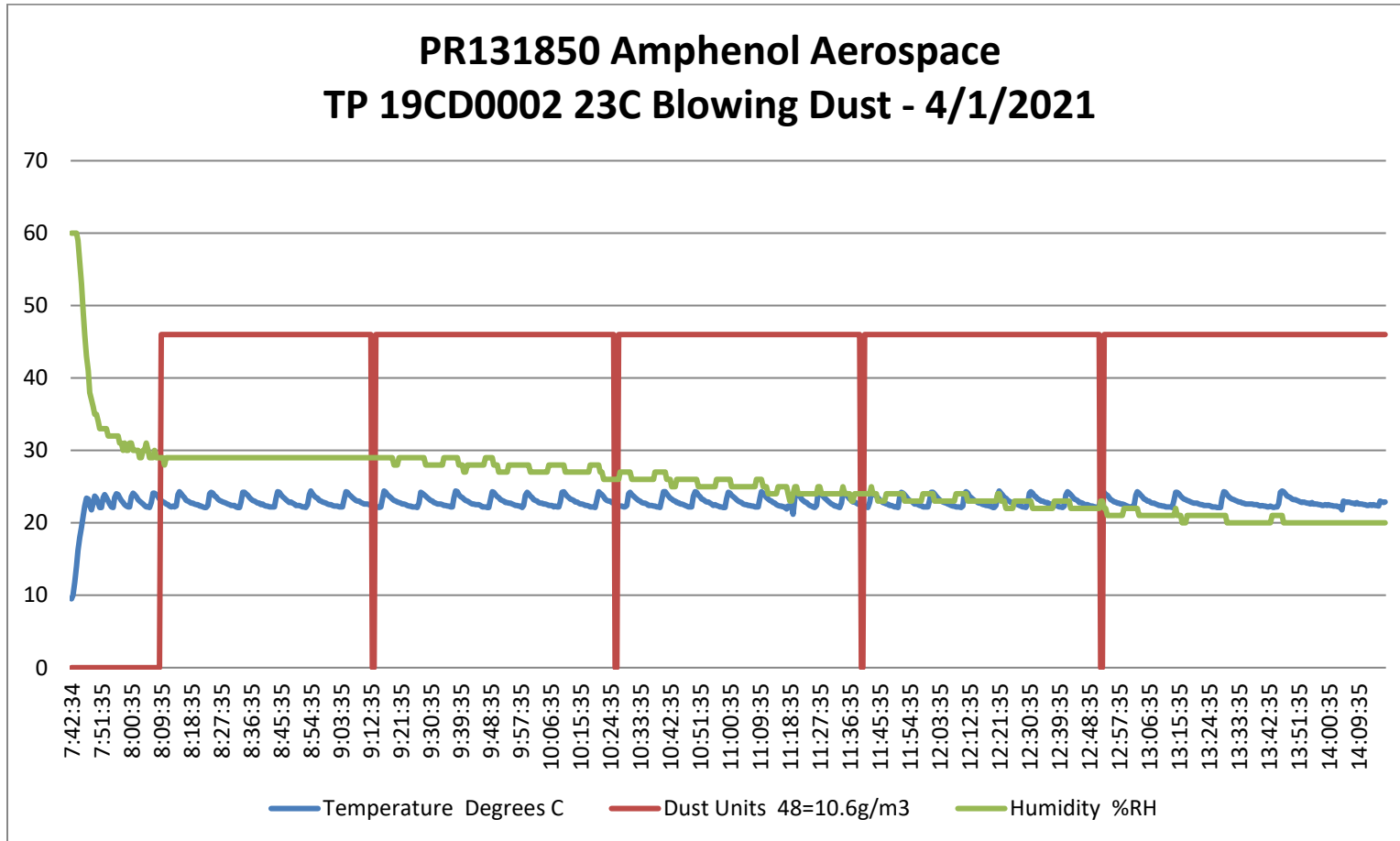


Post Test 2



Post Test 3

5.2.5 Test Data



5.2.6 Test Equipment List**Table 5.2-1: Sand and Dust Test Equipment List**

Asset Number	Asset Type	Manufacturer	Model	Calibrated	Due
WC005410	Chamber (Dust, Blowing)	National Technical Systems	N/A	05/01/2019	08/21/2021
WC058488	Meter (Anemometer)	Fluke	922	03/25/2021	03/25/2022

Calibration Abbreviations

CAL: Calibration

NCR: No Calibration Required



5.3 Salt Fog

5.3.1 Test Procedure

The EUT was tested in accordance with customer provided test specifications (TP 19CD0002 Rev B) Paragraph 3.14.7, referencing MIL-STD-810G, Method 509.5.

5.3.2 Test Result

Test Result: The EUT passed

5.3.3 Test Datasheets

GENERAL LOG SHEET			
Job Number: PR131850		Date: 5/10/21-5/14/21	Page 1 of 1
Client: Amphenol Aerospace			
Test: Salt Fog		Test Item: Switchbox	
Specification: Customer provided test specs referencing MIL-STD 810G		Model or P/N: 19CD0002-1	
Para./Sect.: Section 3.14.7		S/N(s): N/A	
Date	Time	Log Entries	Init.
5/10	7:26	Placed the EUT in the salt fog temperature chamber for pre heating	BP
5/10	10:19	Started the salt fog testing	BP
5/11	10:21	Removed EUT from the chamber for 24 hour drying period	BP
5/12	10:22	Started cycle 2 of the salt fog test	BP
5/13	10:25	Removed EUT from the chamber for 24 hour drying period	BP
5/14	10:30	Performed post functional check – Pass. The fuse switch was observed to be stuck during the post test.	BP
5/14	10:35	Completed Testing - Passed	BP
Test Performed By: _____ Brian Pasznik _____			




GENERAL LOG SHEET								
Job Number: PR131850			Date: 5/10/2021-5/14/2021			Pg 1 of 1		
Client: Amphenol Aerospace			Test Item: Switchbox					
Test: Salt Fog			Model or P/N: 19CD002-1					
Specification: Customer provided test specifications (TP 19CD0002 Rev B), referencing MIL-STD-810G			S/N(s): N/A					
Para./Sect.: Section 3.14.7								
Items to be Verified Before Starting Test								
Water			Salt Solution					
Type of Water: Deionized			Type of Salt					
Water resistivity (0.15 MΩ/cm to 5MΩ/cm: 241kΩ)			Salt Solution 5 parts ± 1 by mass in 95 parts water (4 to 6% salt solution) 0.053 x Mass of Water = Mass of NaCl required			pH @ 25°C: 6.97	Specific Gravity @ 25°C (1.0255 to 1.0400) 1.03	
						pH @ 35°C: 6.89		
Log Entries								
Readings: Below to be Monitored Daily								
Date	Time	Chamber Temp 35 ± 2°C (95 ± 3°F)	Fallout Rate 1.0 to 3.0 mL/hour	Salt Concentration of Fallout 5 ± 1 mass % or	Specific Gravity of Fallout (1.0255 to 1.0400 @ 35°C)	pH Of Collection 6.5 to 7.2 @ 35°C	Days in Test	Tech Init
5/10/21	10:19	95	2.3	5	1.03	6.89	1	BP
5/11/21	10:21	24 Hour Drying Period						
5/12/21	10:22	95	2.3	5	1.03	6.89	1	BP
5/13/21	10:25	24 Hour Drying Period						
Test Performed By:			Brian Pasznik					

Table 509.6-II. Temperature versus density data. ²

Temperature °C (°F)	Density g/cm ³		
	4-percent Salt Concentration	5-percent Salt Concentration	6-percent Salt Concentration
20 (68)	1.025758	1.032360	1.038867
21 (69.8)	1.025480	1.032067	1.038560
22 (71.6)	1.025193	1.031766	1.038245
23 (73.4)	1.024899	1.031458	1.037924
24 (75.2)	1.024596	1.031142	1.037596
25 (77)	1.024286	1.030819	1.037261
26 (78.8)	1.023969	1.030489	1.036919
27 (80.6)	1.023643	1.030152	1.036570
28 (82.4)	1.023311	1.029808	1.036215
29 (84.2)	1.022971	1.029457	1.035853
30 (86)	1.022624	1.029099	1.035485
31 (87.8)	1.022270	1.028735	1.035110
32 (89.6)	1.021910	1.028364	1.034729
33 (91.4)	1.021542	1.027986	1.034343
34 (93.2)	1.021168	1.027602	1.033950
35 (95)	1.020787	1.027212	1.033551
36 (96.8)	1.020399	1.026816	1.033146
37 (98.6)	1.020006	1.026413	1.032735
38 (100.4)	1.019605	1.026005	1.032319
39 (102.2)	1.019199	1.025590	1.031897
40 (104)	1.018786	1.025170	1.031469


5.3.4 Test Photographs




Salt Fog Setup



Post Salt Fog



Post Salt Fog 2



Post Salt Fog 4



Post Cleaning



5.3.5 Test Equipment List

Table 5.3-1: Salt Fog Test Equipment List

Asset Number	Asset Type	Manufacturer	Model	Calibrated	Due
WC005388	Chamber (Salt Fog/Spray)	Singleton	N/A	10/12/2020	10/12/2021
WC024107	Cylinder (Graduated)	N/A	142.236.05	NCR	NCR
WC024110	Meter (Conductivity/PH/Salinity)	Hanna Company	HI-3512	01/11/2021	01/11/2022

Calibration Abbreviations

CAL: Calibration

NCR: No Calibration Required

5.4 Explosion

5.4.1 Test Procedure


The EUT was tested in accordance with customer provided test specifications (TP 19CD0002 Rev B) Paragraph 3.14.9, The SwitchBox shall be explosion proof as per RTCA DO-160D Category E. The SwitchBox shall not produce spark energy of more than 0.25 millijoules (mJ) in any circumstance. Explosive Atmosphere test per RTCA DO-160D, Category A (heat rise, surface temperature test) will be performed in conjunction with Category E to verify the Switchbox will not ignite an explosive atmosphere.

5.4.2 Test Result

Test Result: The EUT passed

5.4.3 Test Datasheets

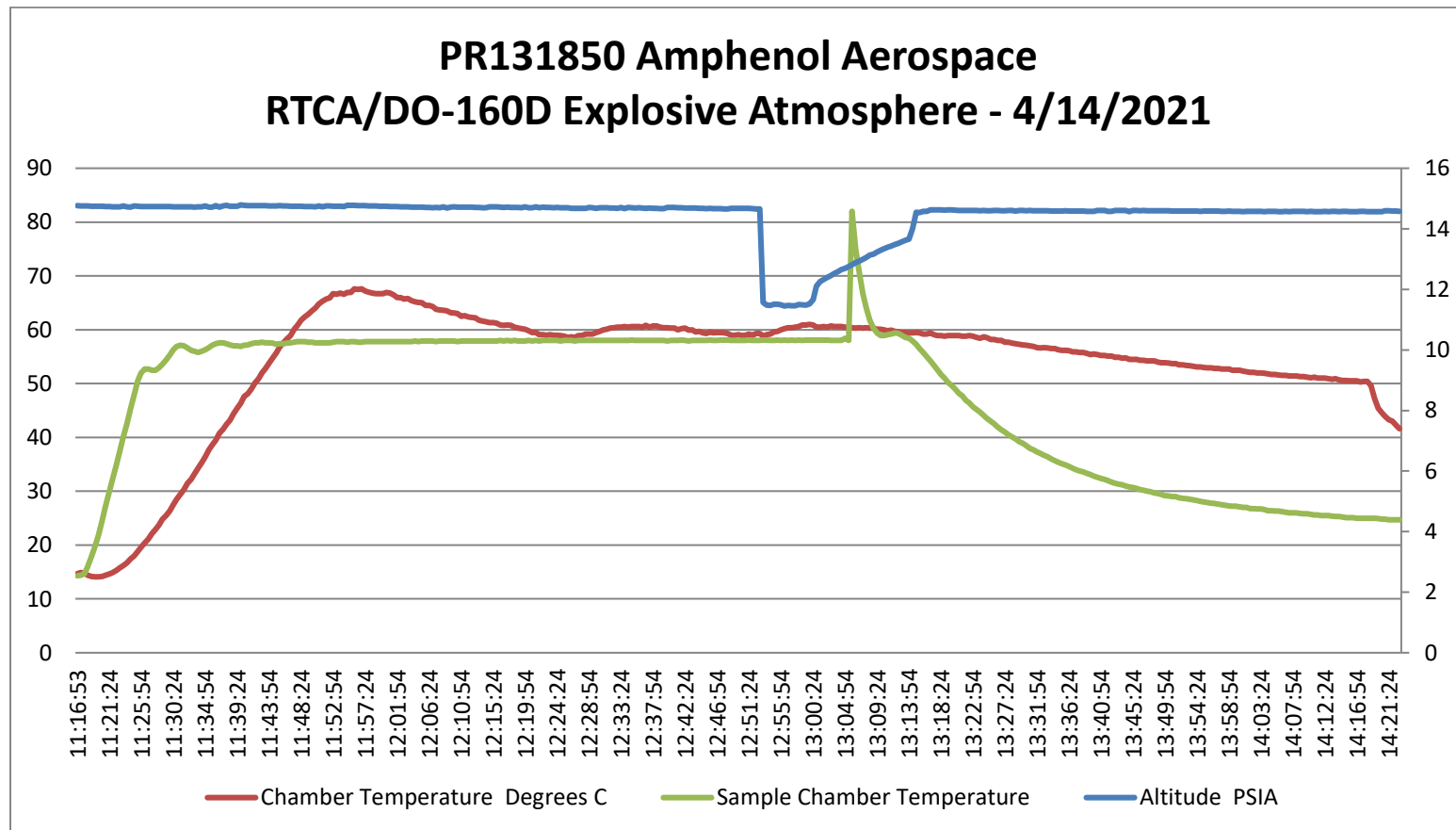
GENERAL LOG SHEET			
Job Number: PR131850		Date: 4/14/21	Page 1 of 1
Client: Amphenol Aerospace			
Test: Explosive Atmosphere		Test Item: SwitchBox	
Specification: RTCA/DO-160D		Model or P/N: 19CD0002	
Para./Sect.: Category E		S/N(s): N/A	
Date	Time	Log Entries	Init.
4/14	11:16	Placed EUT in the chamber and performed a pre test functional check	BP
4/14	11:22	Sealed the chamber and started heating to 60C	BP
4/14	12:52	Started ramp to 6600ft	BP
4/14	12:59	Started introducing 208ml of hexane into the chamber	BP
4/14	13:05	Verified explosiveness of the fuel mixture	BP
4/14	13:07	Powered on/off EUT a total of 3 times and performed a functional check	BP
4/14	13:20	Started ramp to ambient conditions	BP
4/14	15:02	Performed a post test functional check - Pass	BP
4/14	15:05	Completed Testing	BP
Test Performed By: _____ Brian Pasznik _____			

5.4.4 Test Photographs

Explosive Atmosphere

5.4.5 Test Data

DATE / TIME	TEST ALT	Chamber Temp (C)	Specimen Temp (C)	Wall Temp (C)	Specimen Operating	COMMENTS (Insure Fuel Quantity is added here)	INIT
4/14/2021	0ft	60C	60C	60C	Yes	Added 208mL of Hexane	BP
Print Name:		Brian Pasznik		Signature / Initials:		BP	
Print Name:		Mark Betts		Signature / Initials:		MB	





5.4.6 Test Equipment List

Table 5.4-1: Explosion Test Equipment List

Asset Number	Asset Type	Manufacturer	Model	Calibrated	Due
WC005609	Chamber (Explosive Atmosphere)	National Technical Systems	NTS	10/13/2020	10/13/2021

Calibration Abbreviations

CAL: Calibration

NCR: No Calibration Required

5.5 Rain (Drip)

5.5.1 Test Procedure

The EUT was tested in accordance with customer provided test specifications (TP 19CD0002 Rev B) Paragraph 3.14.10, The SwitchBox shall be capable at operating at full performance after exposure to water condensations as per RTCA DO-160D Category W.

5.5.2 Test Result

Test Result: The EUT failed. A test deviation occurred. For details, refer to Notice of Deviation (NOD) 5.5.4

5.5.3 Test Datasheets

DATA SHEET					
Job Number: PR131850		Date: 5/14/21		Page 1 of 1	
Client: Amphenol Aerospace		P. O. No.:			
Test: Rain (Drip)		Test Item: Switchbox			
Specification: Customer provided test specifications referencing RTCA/DO-160D		Model or P/N: 19CD0002-1			
Para./Sect.: Section 3.14.10		S/N(s): N/A			
Remarks: The test was performed with the drip pan at a minimum height of 1 meter above the EUT. The EUT did not pass the post functional testing.					
Interval (mins)	Unit Temp. (°C)	Water Temp. (°C)	Drip Rate (L/m ² /hr)	Result Pass/Fail	Operational/Non-Operational
15	27	14	140	Fail	Non-Operational
Test Performed By: Brian Pasznik					
Project Manager: Mark Betts					



GENERAL LOG SHEET			
Job Number: PR131850		Date: 5/14/21	Page 1 of 1
Client: Amphenol Aerospace			
Test: Rain (Drip)		Test Item:	Switchbox
Specification: Customer provided test specifications referencing RTCA DO-160D		Model or P/N:	19CD0002-1
Para./Sect.: Section 3.14.10		S/N(s):	N/A
Date	Time	Log Entries	Init.
5/14	10:37	Placed the EUT in the temperature chamber for pre heating	BP
5/14	11:03	Started the drip test	BP
5/14	11:19	Completed Drip Testing	BP
5/14	11:30	Dried off test unit and performed a post functional test	BP
5/14	11:35	Completed Testing - Failed	BP
Test Performed By: _____ Brian Pasznik _____			



5.5.4 Test Notice of Deviation (NOD)



NOTICE OF DEVIATION

Client: Amphenol Aerospace	Job #: PR131850	NOD #: 1
P. O. #:	Date of Deviation: 5/14/21	CPAR #:
Notification Made To: Jared Sibrave <i>(Client Contact)</i>	Notification Made By: Brian Pasznik	
If notification was not made, provide justification:		
Date: 5/14/21	Via: Email	
Test: Drip Test	Test Item: Switchbox	
Specification: TP19CD002 & RTCA/DO-160G	Model or P/N: 19CD002	
Revision/Date: N/A	Serial Number: N/A	

REQUIREMENTS: *(Reference paragraph or section of specification)*

Perform drip testing as per TP19CD002 and RTCA/DO-160G

DESCRIPTION OF DEVIATION

The switchbox did not pass the post functional testing.

DISPOSITIONS/COMMENTS/RECOMMENDATIONS:

The switchbox was sent back to the customer for evaluation.

Client Test Witness (if applicable)	Date	Mark Betts	5/14/21
Mark Betts	5/14/21	NTS Quality Representative	Date
NTS Project Manager	Date	Government QAR (if applicable)	Date

NOTE: IT IS THE CLIENT'S RESPONSIBILITY TO ANALYZE AND DISPOSITION DEVIATIONS ON CLIENT TEST PROGRAMS.

FOR NTS QA USE: Tracking Code:

1. Employee Error	2. Test Equipment Problem	3. Customer Item Problem	4. Weather	5. Power Failure	6. Equipment Limitations	7. Other
-------------------	---------------------------	--------------------------	------------	------------------	--------------------------	----------

COR 16.0, REV. 5


5.5.5 Test Photographs



Drip Setup



Drip Test



Drip Test 2



Drip Test 3



Post Drip 1



Post Drip 2



5.5.6 Test Equipment List

Table 5.5-1: Waterproofness/Rain Test Equipment List

Asset Number	Asset Type	Manufacturer	Model	Calibrated	Due
WC005513	System (Wind/Rain)	Unknown	N/A	NCR	NCR

Calibration Abbreviations

CAL: Calibration

NCR: No Calibration Required



5.6 Humidity

5.6.1 Test Procedure

The EUT was tested in accordance with customer provided test specifications (TP 19CD0002 Rev B) Paragraph 3.14.11, referencing RTCA DO-160D, Category A.

5.6.2 Test Result

Test Result: The EUT passed.

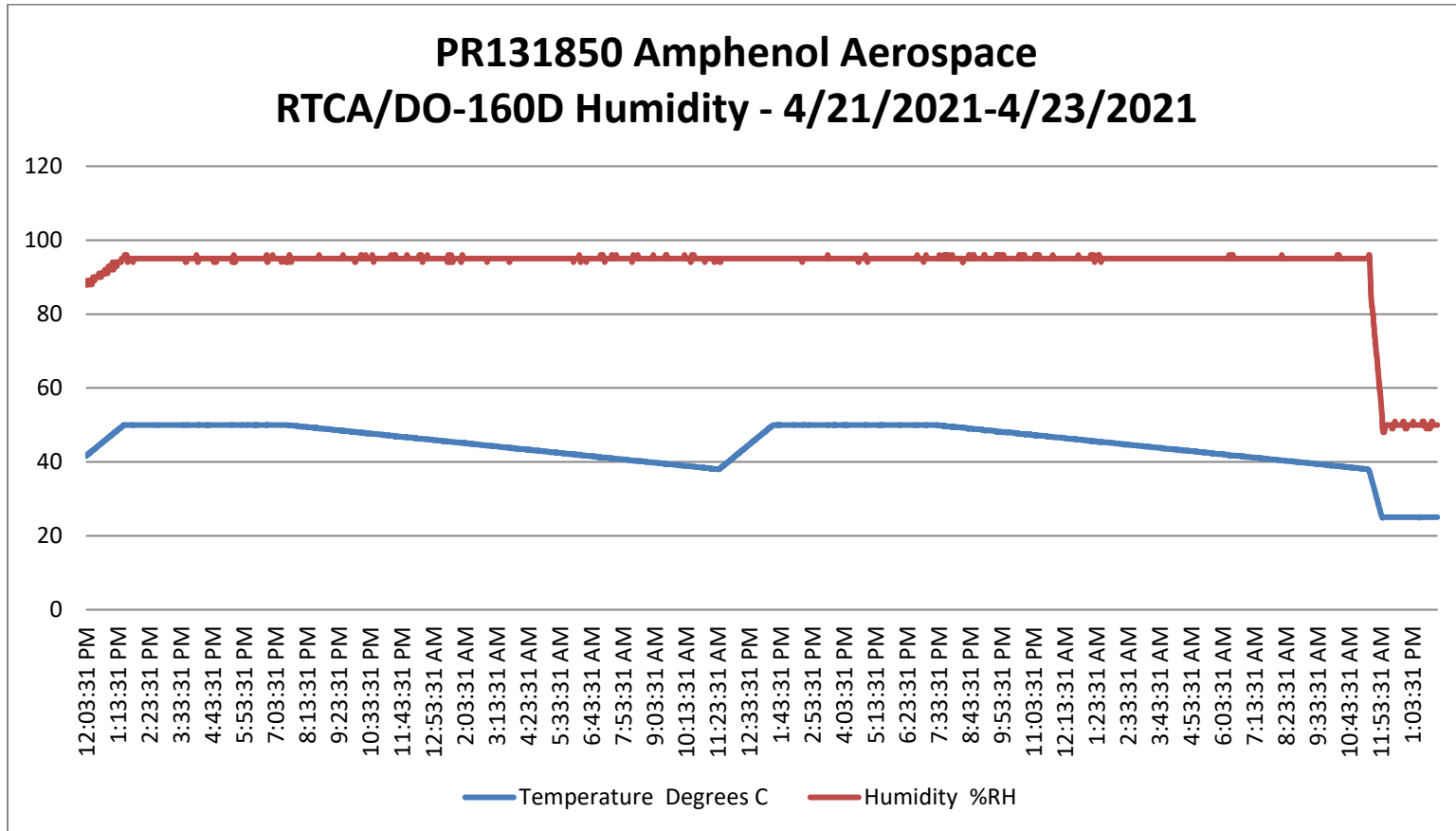
5.6.3 Test Datasheets

GENERAL LOG SHEET			
Job Number: PR131850		Date: 4/21/21-4/23/21	Page 1 of 1
Client: Amphenol Aerospace			
Test: Humidity		Test Item: Switchbox	
Specification: Customer provided test specs referencing RTCA DO-160D		Model or P/N: 19CD0002-1	
Para./Sect.: Section 3.14.11		S/N(s): N/A	
Date	Time	Log Entries	Init.
4/21	10:38	Started humidity testing	BP
4/23	12:00	Completed Testing - Pass	BP
Test Performed By: _____ Brian Pasznic _____			

5.6.4 Test Photographs

RTCA/DO-160D Humidity

5.6.5 Test Data





5.6.6 Test Equipment List

Table 5.6-1: Humidity Test Equipment List

Asset Number	Asset Type	Manufacturer	Model	Calibrated	Due
WC005349	Chamber (Temperature/Humidity)	Espec	ESL28-6CA	10/12/2020	10/12/2021

Calibration Abbreviations

CAL: Calibration

NCR: No Calibration Required



5.7 Humidity

5.7.1 Test Procedure

The EUT was tested in accordance with customer provided test specifications (TP 19CD0002 Rev B) Paragraph 3.14.11, referencing MIL-STD-810G, Method 507.5, Procedure II.

5.7.2 Test Result

Test Result: The EUT passed

5.7.3 Test Datasheets

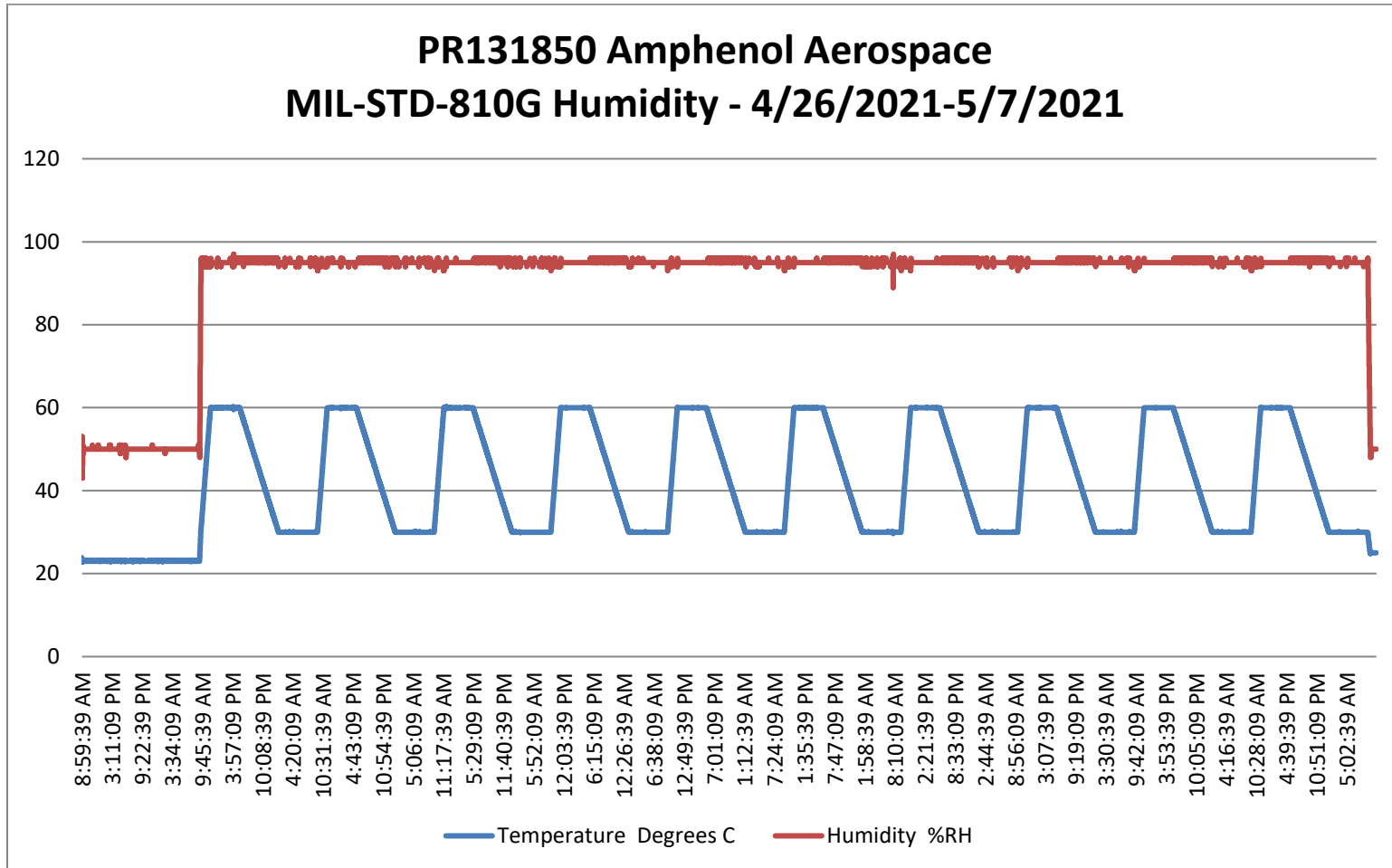
GENERAL LOG SHEET			
Job Number: PR131850		Date: 4/26/21-5/7/21	Page 1 of 1
Client: Amphenol Aerospace			
Test: Humidity		Test Item: Switchbox	
Specification: Customer provided test specs referencing MIL-STD 810G		Model or P/N: 19CD0002-1	
Para./Sect.: Section 3.14.11		S/N(s): N/A	
Date	Time	Log Entries	Init.
4/26	9:11	Started humidity testing	BP
5/7	11:10	Completed Testing	BP
5/7	11:15	Performed a functional post test - Passed	BP
Test Performed By: _____ Brian Pasznik _____			

5.7.4 Test Photographs



MIL-STD 810G Humidity

5.7.5 Test Data





5.7.6 Test Equipment List

Table 5.7-1: Humidity Test Equipment List

Asset Number	Asset Type	Manufacturer	Model	Calibrated	Due
WC005349	Chamber (Temperature/Humidity)	Espec	ESL28-6CA	10/12/2020	10/12/2021

Calibration Abbreviations

CAL: Calibration

NCR: No Calibration Required

5.8 Acceleration

5.8.1 Test Procedure

The EUT was tested in accordance with customer provided test specifications (TP 19CD0002 Rev B) Paragraph 3.14.3, referencing MIL-STD-810G Method 513.6 Procedure II and III.


5.8.2 Test Result

Test Result: The EUT passed.


5.8.3 Test Datasheets

ENGINEERING NOTES		
Date	Time	Description
5/27/21	8:00	Setup EUT into Acceleration Chamber.
		No equipment for operational testing. Ran as Non-OP.
	14:23	Test#01, +Y-Axis at 6Gs.
	14:25	Test#02, +Y-Axis at 9Gs.
		Rotated.
	14:42	Test#03, -Y-Axis at 6Gs.
	14:44	Test#04, -Y-Axis at 9Gs.
		Rotated.
	15:11	Test#05, +Z-Axis at 6Gs.
	15:13	Test#06, +Z-Axis at 9Gs.
5/28/21	6:45	Rotated.
	7:10	Test#07, -Z-Axis at 6Gs.
	7:15	Test#08, -Z-Axis at 9Gs.
		Rotated.
	8:00	Test#09, +X-Axis at 6Gs.
	8:04	Test#10, +X-Axis at 9Gs.
		Rotated.
	8:12	Test#11, -X-Axis at 6Gs.
	8:15	Test#12, -X-Axis at 9Gs.
		Testing Completed.

5.8.4 Test Photographs




+X Axis




+Y Axis



+Z Axis



-X Axis



-Y Axis



-Z Axis

5.8.5 Test Data



TEST PROFILE

Customer Name:	Amphenol Aerospace	Unit(s) Under Test:	SwitchBox
Test Name:	Acceleration	Quantity:	1
Specification:	19CD0002 Rev B	P/N(s):	19CD0002
Spec. Date:		S/N(s):	N/A
Para. / Method:	3.14.3	PR#:	PR131850

$$RPM = \sqrt{(35000 * G's) / radius}$$

Direction	G Level	Radius (in)	RPM
X(+) Axis	9	46.5	82.31
X(-) Axis	9	35	94.87
Y(+) Axis	9	40	88.74
Y(-) Axis	9	40	88.74
Z(+) Axis	9	40	88.74
Z(-) Axis	9	40	88.74
X(+) Axis	6	46.5	67.20
X(-) Axis	6	35	77.46
Y(+) Axis	6	40	72.46
Y(-) Axis	6	40	72.46
Z(+) Axis	6	40	72.46
Z(-) Axis	6	40	72.46
Duration:	3 seconds		

TEST SETUP AND RESULTS

Test Started:	5/27/2021	Test Completed:	5/28/2021
---------------	-----------	-----------------	-----------

Unit Under Test Information	Y	N	N/A	Comments
Unit(s) ready for test:	X			
Operating during test:		X		
Powered during testing:		X		
Passes post-test functionals:			X	
Physical damage noted:			X	
Does unit(s) pass requirements:			X	

COMMENTS:
The EUT went thru 6 and 9 Gs of testing. EUT showed no wear or damage.

5.8.6 Test Equipment List

Table 5.8-1: Acceleration Test Equipment List

Asset Number	Asset Type	Manufacturer	Model	Calibrated	Due
WC003219	Centrifuge	Goerz Optical	479	4/9/2021	4/9/2022
WC001608	Measurement Tools (Tape Measure)	Stanley	25	05/24/2016	NCR
WC068976	Wrench (Torque)	CDI Torque Products	1002MRMH	02/17/2021	02/17/2022

Calibration Abbreviations

CAL: Calibration

NCR: No Calibration Required



End of Test Report