

2M801 HIGH SPEED CONNECTORS

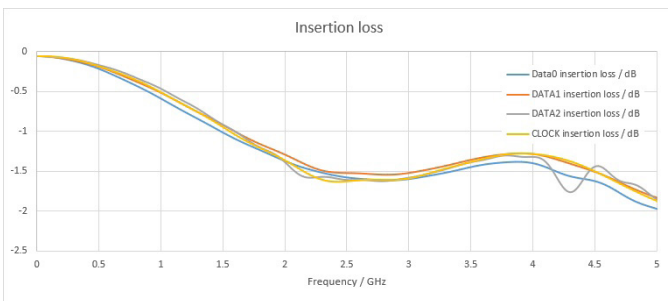
PDS-310



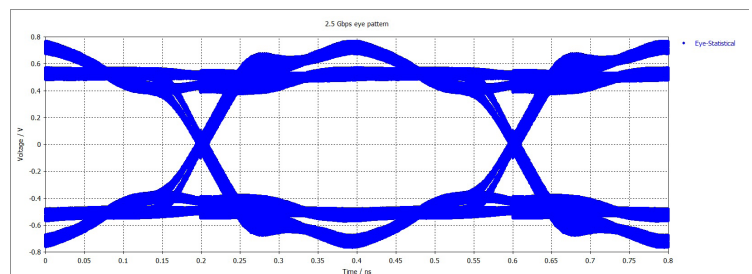
2M801 HIGH SPEED DUAL-START ACME THREADS

The 2M801 High Speed Series of connectors is ideal for use in USB 3.0, eSATA and other high speed databus applications where space is limited. These connectors utilize Fluoropolymer inserts that are optimized for high speed capability. Multiple insert arrangements are available right out of the catalog. This series features plugs with either an anti-decoupling or self-locking ratchet mechanism and a Dual-Start ACME thread that provides full mating in 1 1/2 turns. Plugs and receptacles are each available in two shell styles. The integral banding platform allows for direct termination of EMI shielding attachments and also allows for overmolding. Rear threads are also available for the attachment of backshells and other accessories. Contact termination styles include Crimp, PC Tail and Solder Cup.

INSERTION LOSS



EYE DIAGRAM



*Tested as a mated connector pair with crimp removable plug and PC tail receptacle.

Notice: Specifications are subject to change without notice. Contact your nearest Amphenol Corporation Sales Office for the latest specifications. All statements, information and data given herein are believed to be accurate and reliable but are presented without guarantee, warranty, or responsibility of any kind, expressed or implied. Statements or suggestions concerning possible use of our products are made without representation or warranty that any such use is free of patent infringement and are not recommendations to infringe any patent. The user should assume that all safety measures are indicated or that other measures may not be required. Specifications are typical and may not apply to all connectors.

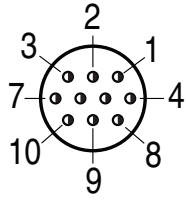
AMPHENOL is a registered trademark of Amphenol Corporation. ©2016 Amphenol Corporation REV: 5/12/2016

Justin Lindenthaler • Phone: (607)563-5731 • Email: jlindentha@amphenol-aao.com

www.amphenol-aerospace.com

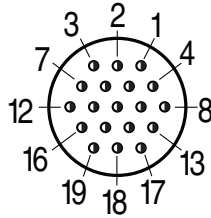
www.amphenolmao.com

AVAILABLE ARRANGEMENTS AND RECOMMENDED PINOUTS



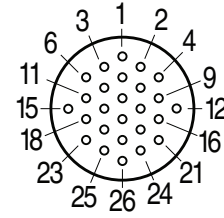
7-10

USB 3.0		
Connector Signal Layout 7-10 (9-10)		
Contact Number	Signal Name	Signal Description
1	HS_DM	USB2-
2	Erase	Secure Erase
3	SSRX-	USB3 RX-
4	HS_DP	USB2+
5	SSTX-	DC 5V
6	SSTX+	Digital Ground
7	SSRX+	USB3 RX+
8	ST_OC	Self Test Indication
9	VBUS	USB3 TX=
10	DGND	USB3 TX+



9-19

HDMI 1.4		
Connector Signal Layout 9-19 (11-19)		
Contact Number	Signal Name	Signal Description
1	Data0+	TMDS Data0+
2	NC	Reserved - No Connections
3	Data1+	TMDS Data1+
4	Data0-	TMDS Data0-
5	Data0 shield	TMDS Data0 Shield
6	Data1 shield	TMDS Data1 Shield
7	Data1-	TMDS Data1-
8	Data2+	TMDS Data2+
9	Data2-	TMDS Data2-
10	Ground	Ground
11	Clock-	TMDS Clock-
12	Clock+	TMDS Clock+
13	Data2 shield	TMDS Data2 Shield
14	SCL	I ² C Serial Clock for DDC
15	SDA	I ² C Serial Data for DDC
16	Clock shield	TMDS Clock Shield
17	CEC	CEC
18	+SV	+SV
19	Hot Plug Detect	Hot Plug Detect



10-26

DVI-I (Single-Link)		
Connector Signal Layout 10-26 (12-26)		
Contact Number	Signal Name	Signal Description
1	Data0+	TMDS Data0+
2	Data0-	TMDS Data0-
3	Data0 shield	TMDS Data0 Shield
4	Data1+	TMDS Data1+
5	Data2+	TMDS Data2+
6	NC	No Connections
7	Data1-	TMDS Data1-
8	DDC Clock	DDC Clock
9	Clock+	TMDS Clock+
10	Data2-	TMDS Data2-
11	DDC Data	DDC Data
12	Clock Shield	TMDS Clock Shield
13	Data1 shield	TMDS Data1 Shield
14	Ground	Ground
15	+5V	+ 5V
16	Clock-	TMDS Clock-
17	Data2 shield	TMDS Data2 Shield
18	NC	No Connections
19	NC	No Connections
20	Hot Plug Detect	Hot Plug Detect
21	Horiz Sync	Analog Horizontal Sync
22	Analog Ground	Analog Ground
23	Vert Sync	Analog Vertical Sync
24	Blue	Analog Blue
25	Red	Analog Red
26	Green	Analog Green

GIGABIT ETHERNET

Connector Signal Layout 7-10 (9-10)

Contact Number	Signal Name	Signal Description
1	BI_DC+	BiDirectional C+ Blue
2	NC	No Connection
3	BI_DA-	BiDirectional A- Green
4	BI_DB-	BiDirectional B- Orange
5	BI_DC-	BiDirectional C- White/Blue
6	BI_DD-	BiDirectional D- Brown
7	BI_DA+	BiDirectional A+ White/Green
8	BI_DB+	BiDirectional B+ White/Orange
9	NC	No Connection
10	BI_DD+	BiDirectional D+ White/Brown