

TV Breakaway Fail-Safe Lanyard Release

Commercial version of D38999/31, Type 6 & others



**Quick-disconnect
with an axial pull
of lanyard**

Features and Benefits:

- 25 lanyard lengths
- Available in all size 25 arrangements
- Low force separation capabilities
- Compatible with all mil-spec backshells and accessories
- Mates to existing D38999 receptacles

Amphenol offers a commercial version of D38999/31 Series III, Type 6 connectors. Built from the same time-tested and quality components used in its Mil-Spec counterpart, Amphenol's commercial variant is designed to accept a wider variety of insert arrangements the Mil-Spec does not include. Available in shell size 25, these fail-safe connectors adopt an incredible amount of versatility without sacrificing performance or durability. Consult Amphenol Aerospace for more information.



Backshells are offered for use with Breakaway Fail Safe Connectors in three heights

Low Profile Backshells in shell size 25 with the following features:

- 90 degree termination
- Low profile design with three heights ranging from 1.010 to 1.660
- Rear access covers to help ease harness assembly and repairability
- Amphenol part numbers: 10-640000-XXX

Other Advantages Include:

- Lower profile compared to full metal breakaway Fail-Safe connectors
- Less weight
- Meets MIL-DTL-38999/31
- Random & sine vibration
- Ice resistance
- Fluid immersion and hydrolytic stability test.
- Available in shell sizes 25 and 17

Metal shells with Composite Operating Sleeve

New Hybrid Lanyard Breakaway Fail-Safe connector with a composite thermoplastic outer operating sleeve for greater durability.

Amphenol's hybrid lanyard design offers greater durability over D38999 aluminum and composite designs because of its ability to handle abuse taken after weapons release.

TV Breakaway Fail-Safe Lanyard Release

Commercial (725010, 725014, 725041) Version of D38999/31 Type 6

HOW TO ORDER

1.	2.	3.	4.	5.
Service Class	Shell Style	Insert Arrg.	Alternate Keying Position (End A)	Lanyard Length Code
88	725010-	04	P	K

1. Service Class*	
88-	Olive Drab Cadmium
91-	Electroless Nickel
F2	Black Zinc-Nickel alternative to cadmium. Corrosion resistant, 500 hour salt spray, 175°C
F7	Durmalon plated, alternative to cadmium. Corrosion resistant, 500 hour extended salt spray, 175°C

2. Shell Style	
725010-	D38999/31 Type 6
725014-	Extended Backskirt
725041-	Integrated Banding Platform

3. Insert Arrangement	
04	25-4
07	25-7
11	25-11
17	25-17
20	25-20
24	25-24
26	25-26
29	25-29
35	25-35
37	25-37
41	25-41
43	25-43
46	25-46
61	25-61
62	25-62
90	25-90
F4	25-F4
187	25-187

4. Keying		
Key Position	Pin	Socket
N	P	S
A	G	H
B	I	J
C	K	L
D	M	N
E	R	T

5. Lanyard Length Code		
Lanyard Length (in.) ± .236	Lanyard Length (mm) ± 6.0	Lanyard Length Code For Part Number
4.016	102	A
4.528	115	B
5.000	127	C
5.512	140	D
6.024	153	E
6.535	166	F
7.008	178	G
7.520	191	H
7.992	203	I
8.503	216	J
9.016	229	K
9.528	242	L
10.000	254	M
10.512	267	N
11.024	280	P
11.535	293	R
12.008	305	S
12.520	318	T
13.031	331	U
14.016	356	V
15.000	381	W
16.024	407	X
17.008	432	Y
18.031	458	Z

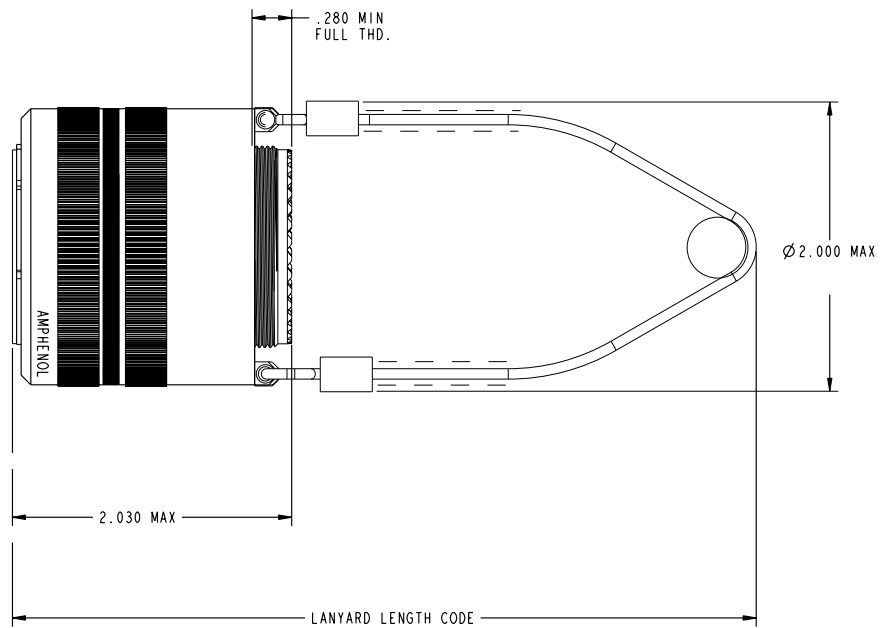
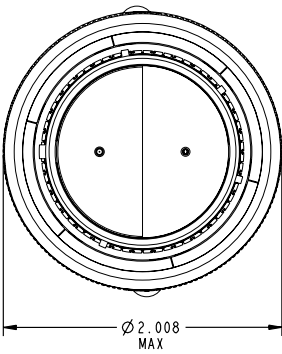
* Contact Amphenol for availability of other finishes.

- PCB
- HD
- Power
- Bulk
- Integral
- Plug
- Hermetic
- Speed
- Filter
- Access
- Tech

TV Breakaway Fail-Safe Lanyard Release

Commercial (725010) Version of D38999/31 Type 6

PART NUMBER BUILDER Page 38



- PCB
- HD
- Power
- Bulk
- Integral
- Plug
- Hermetic
- Speed
- Filter
- Access
- Tech

TV Breakaway Fail-Safe Lanyard Release

Commercial (725014 & 725041) Version of D38999/31 Type 6

PART NUMBER BUILDER Page 38

PCB

HD

Power

Bulk

Integral

Plug

Hermetic

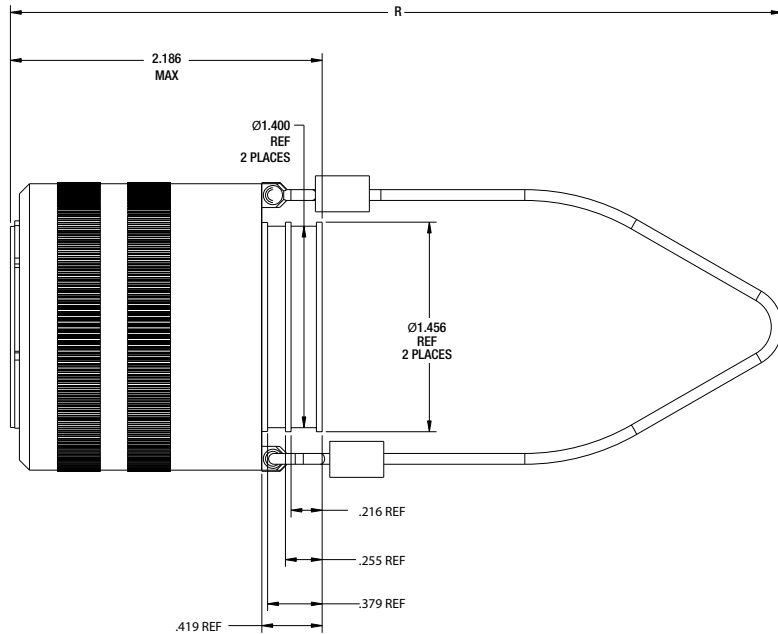
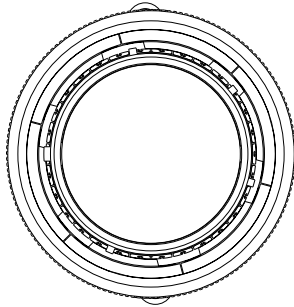
Speed

Filter

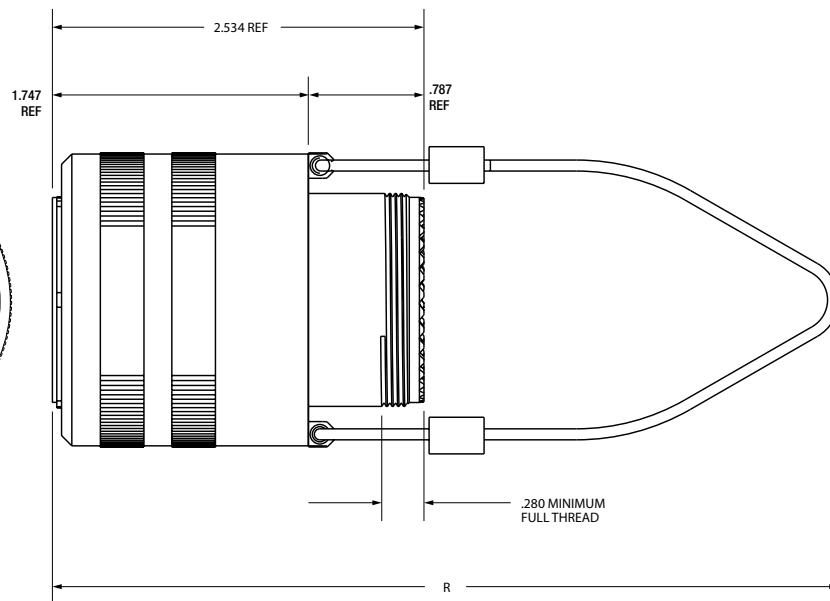
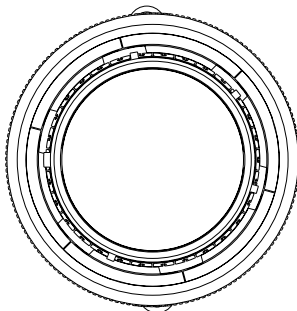
Access

Tech

725041 Integrated Banding Platform



88-725014 Extended Backskirt



TV Breakaway Fail-Safe Lanyard Release Plug **Amphenol**

Aerospace

(88-5565 & 91-5565) Commercial Version of D38999/29 and /30

HOW TO ORDER

1. Service Class	2. Shell Style	3. Insert Arrg.	4. Required Field	5. Lanyard Length Code	6. Contact Type/Alternate Keying Position
88	-5565	04	0	P	K

1. Service Class*	
88-	Olive Drab Cadmium
91-	Electroless Nickel
F2	Black Zinc-Nickel alternative to cadmium. Corrosion resistant, 500 hour salt spray, conductive, -65°C to +175°C
F7	Durmalon plated, alternative to cadmium. Corrosion resistant, 500 hour extended salt spray, 175°C

* Contact Amphenol for availability of other finishes.

2. Shell Style	
-5565	Designates MIL-DTL-38999, Series III Tri-Start Lanyard Release Plug

3. Insert Arrangement		3. Insert Arrangement	
08	11-2	40	19-35
06	11-35	47	21-11
07	11-98	48	21-16
10	13-4	49	21-35
11	13-8	51	21-39
14	13-35	50	21-41
13	13-98	57	23-21
18	15-5	58	23-35
23	15-15	59	23-53
22	15-18	61	23-54
19	15-19	60	23-55
20	15-35	71	25-4
21	15-97	66	25-19
27	17-6	74	25-20
28	17-8	72	25-24
29	17-26	67	25-29
30	17-35	68	25-35
31	17-99	69	25-43
37	19-11	73	25-46
39	19-32	70	25-61

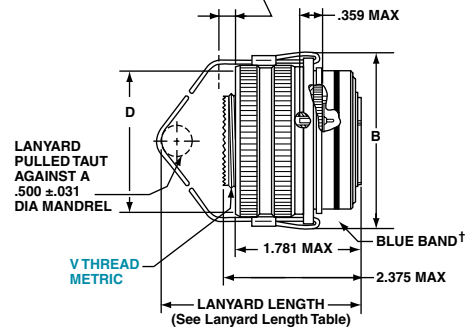
* Contact Amphenol for other availability arrangement.

4. Required Field	
0	The required field is always 0

5. Lanyard Length Code		
Lanyard Length (in.) ± .236	Lanyard Length (mm) ± 6.0	Lanyard Length Code For Part Number
4.016	102	A
4.528	115	B
5.000	127	C
5.512	140	D
6.024	153	E
6.535	166	F
7.008	178	G
7.520	191	H
7.992	203	I
8.503	216	J
9.016	229	K
9.528	242	L
10.000	254	M
10.512	267	N
11.024	280	P
11.535	293	R
12.008	305	S
12.520	318	T
13.031	331	U
14.016	356	V
15.000	381	W
16.024	407	X
17.008	432	Y
18.031	458	Z

METAL

.374 MAX OUTER SLEEVE MOVEMENT DURING UNMATING THREAD RELEASE



† Blue band indicates rear release contact retention system

Shell Size	MS Shell Size Code	B Max	D Max Accessory Dia.
11	B	1.846	1.109
13	C	1.972	1.250
15	D	2.079	1.375
17	E	2.205	1.500
19	F	2.301	1.625
21	G	2.472	1.750
23	H	2.594	1.875
25	J	2.705	2.000

6. Contact Type/Alternate Keying Position			
Pin Contacts		Socket Contacts	
MS Letter	Amphenol letter	MS Letter	Amphenol Letter
PN	P (normal)	SN	S (normal)
PA	G	SA	H
PB	I	SB	J
PC	K	SC	L
PD	M	SD	N
PE	R	SE	T