

# AMPHENOL WARRIOR GRIP & WARRIOR-LOK SERIES

World's only 10 Amp Connector Fully Compatible with Nett Warrior Products

PDS - 317



## AMPHENOL'S WARRIOR GRIP SERIES IS THE ONLY NETT WARRIOR-STYLE CONNECTOR TO BRING FAST CHARGING 10 AMP CAPABILITY DIRECTLY TO THE WARFIGHTER

Leveraging Amphenol's extensive experience with the 2M804 push-pull series, Warrior Grip connectors are designed to offer a solution that exceeds the rigorous requirements of the US Army's Nett Warrior program. The Warrior Grip series brings with it a number of enhancements to the standard 2M804 design, including a unique mate-force rating for even quicker disconnect and selectively plated shells for improved conductivity. With these enhancements, the Warrior Grip series is tailor made for nearly any soldier-worn application.

When paired with our **10 Amp** Warrior Grip Socket Contact system, you can get even more power out of your application in the same lightweight package. Designed to push the size #23 contact to new limits without the downside of excessive heat rise, the Warrior Grip socket contact system is fully backwards compatible with existing size #23 pin designs. The system yields an average 26% improvement in heat rise when compared to the competition, and meets all applicable MIL-STD-1472 temperature exposure limits.\*

### FEATURES AND BENEFITS

- **COMPATIBILITY:** Intermateable with Existing Nett Warrior Push-Pull Connectors
- **POWER:** Warrior Grip Contact System - **10 Amp** Capability in a Size #23 Contact
- **LOCKED & LOADED:** Unmating Force of  $13 \pm 3$  lbs; won't disconnect until they should
- **VERSATILITY:** Diverse Range of Mounting Options for Both Plugs and Receptacles

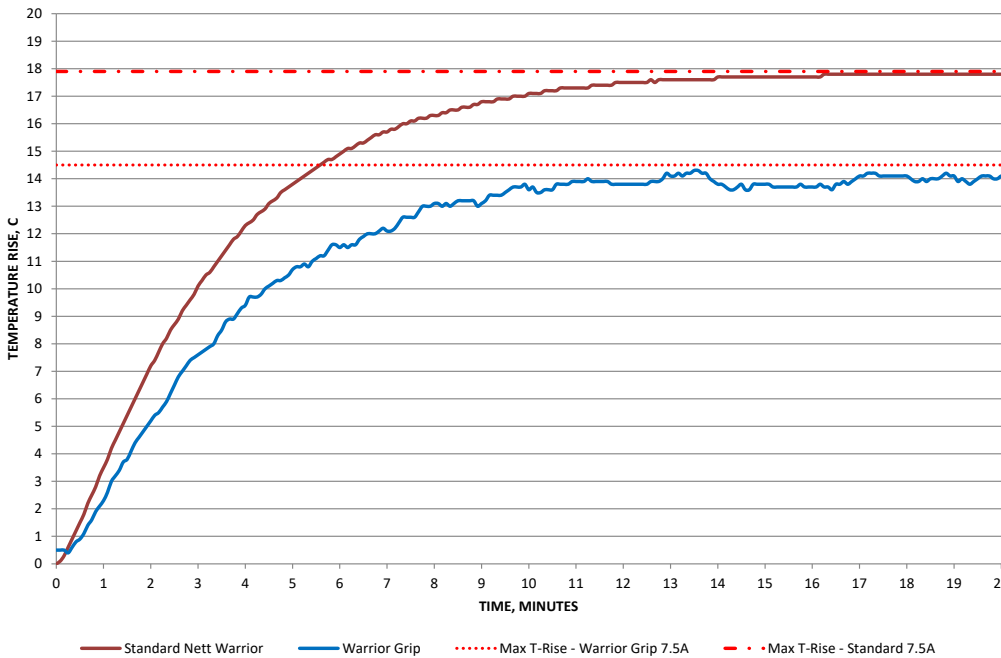


\* Refer to table on page 2

# COMPARISON HEAT RISE CHART 7.5 & 10 AMPS

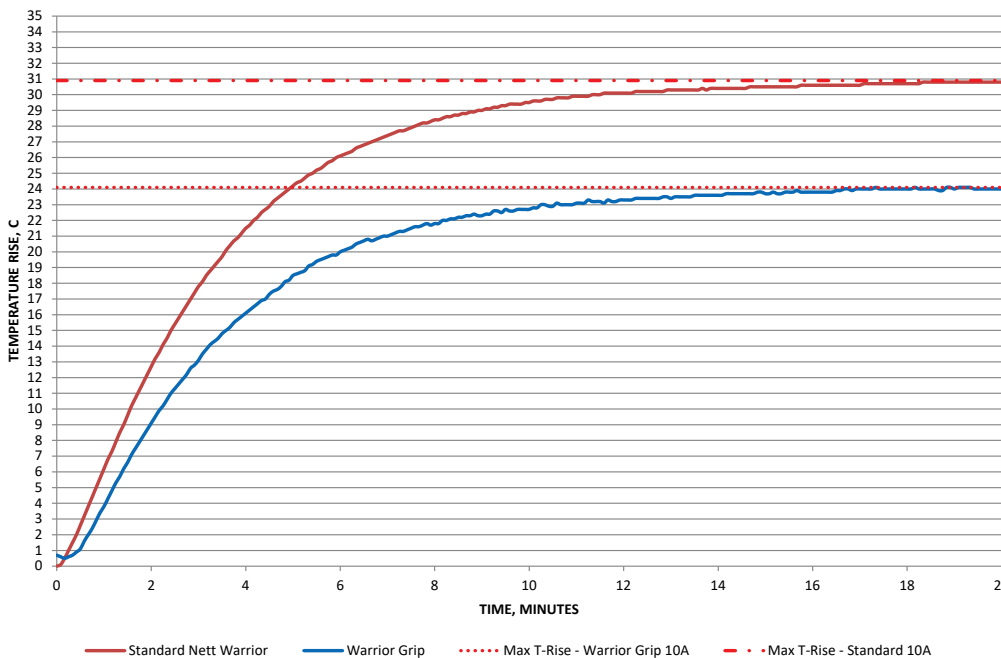
7.5 AMPS

TEMPERATURE RISE - CONTINUOUS 7.5A SIZE #23 CONTACT - NETT WARRIOR



10 AMPS

TEMPERATURE RISE - CONTINUOUS 10A SIZE #23 CONTACT - NETT WARRIOR



**Test Setup:**

- All contacts terminated to 18" of 22AWG wire
- Contact positions 1 and 6 were energized
- Data was recorded directly from a thermocouple fixed to the exterior of the connector.
- The connector was elevated 7" above the bench to avoid any alteration of data from the surface of the bench
- A barrier was placed around the connector to isolate it from ambient influence
- All data shown represents testing done with standard pin contacts










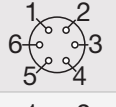

**Ambient Temperature Ranges**

	Maximum Operating Temperature	Maximum Operating Temperature for MIL-STD-1472*
7.5A Continuous	160.5°C	45.5°C
10A Continuous	151°C	36°C

\* Temperature exposure limit of 60°C for momentary contact (Ref. MIL-STD-1472 Table XXI)

# WARRIOR GRIP - RECEPTACLES










## WARRIOR GRIP RECEPTACLES

	Description	Contact Style	Amphenol Part Number	Equivalent Part Numbers	Amphenol 10 Amp*	Insert Arrangement
	Cable Mount Receptacle	Crimp	10-742386-06S	5935-01654090 8070-1675-01ZNU6-6SY 2226920-1	10-742969-06S	
			10-742386-07S		10-742969-07S	
		Solder Cup	10-742387-06S	807-348-01ZNU6-6SY	10-777526-06S	
			10-742387-07S		10-777526-07S	
	CWB Wing Mounted Receptacle	PC Tail	F2-723069-07S	8070-1299-ZNU6-7DY	F2-742670-07S	
	Rear Jam Nut Bulkhead Mount Receptacle	PC Tail	F2-742389-06Y	807-216-07ZNU6-6DY	F2-742629-06Y	
			F2-742389-07Y		F2-742629-07Y	

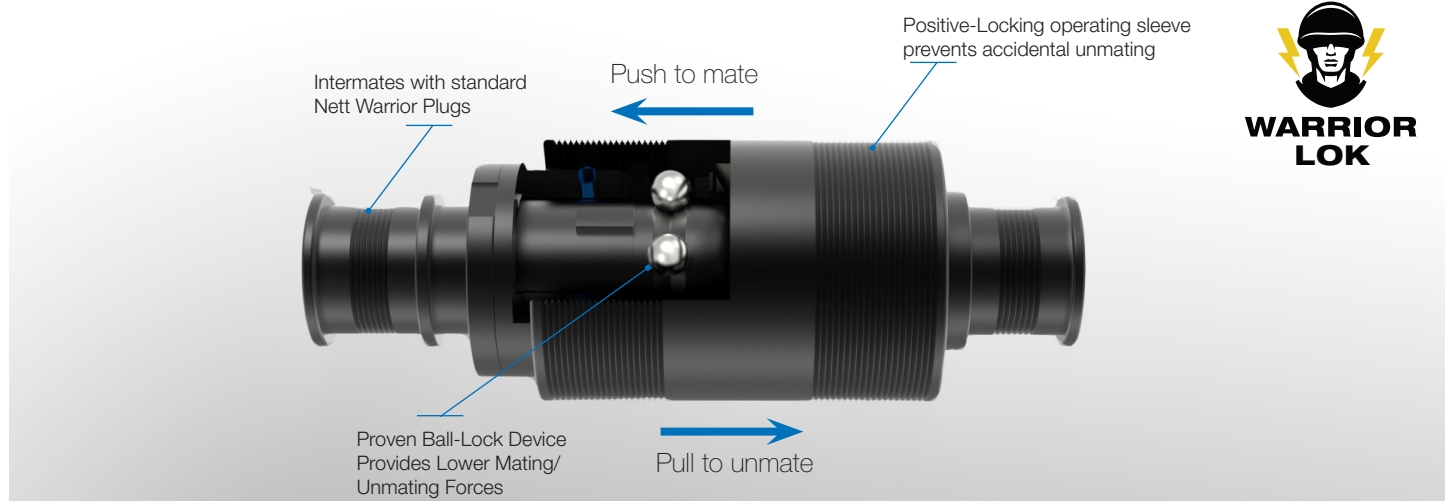
\* Will achieve advertised heat rise improvements when mated to any standard plug on next page.

# WARRIOR GRIP - PLUGS

## WARRIOR GRIP PLUGS

	Description	Contact Style	Amphenol Part Number	Equivalent Part Numbers	Amphenol 10 Amp	Insert Arrangement
	Cable Mount Plug	Crimp	10-742378-06P	5935-016595575 8070-1676-06ZNU6-6PY 2226910-1	10-777347-06P	
			10-742378-07P		10-777347-07P	
	Cable Mount Plug	Solder Cup	10-742379-06L	807-309-06ZNU6-6PY	10-777348-06L	
			10-742379-07L		10-777348-07L	
	Bulkhead Mount Plug	Solder Cup	F2-742253-06Y	8070-1153-007ZNU6-6EC	10-777349-06Y	
			F2-742253-07Y		10-777349-07Y	

# AMPHENOL WARRIOR-LOK SERIES



## INTRODUCING THE FIRST EVER LOCKING 2M804-STYLE RECEPTACLE, DESIGNED SPECIFICALLY FOR THE MODERN WAR-FIGHTER

Amphenol has developed the first locking receptacle connector for the Nett Warrior program and other soldier-worn applications. Fully compatible with all Nett Warrior plugs, the Warrior-Lok receptacle features an integrated locking mechanism to prevent accidental unmating. As an added benefit, the locking mechanism helps to drastically reduce the force required to mate and unmated while providing a more secure connection.

The Warrior-Lok series provides a natural tactile and audible full mate indicator, simply push to connect and pull on the operating sleeve to disconnect. Works with a gloved hand and the operating sleeve can be customized for various applications, including the addition of a lanyard where needed. Contact your local Amphenol representative for more information today.







### FEATURES & BENEFITS:

- Low mate/unmate force
- Positive locking push-pull
- 100% Nett Warrior plug shell backwards compatibility
- No canted coil spring
- Compatible with current band clamping/overmold termination
- Prevents accidental unmating when cables are pulled



# WARRIOR-LOK

## WARRIOR-LOK RECEPTACLES

	Description	Contact Style	Amphenol Part Number	Amphenol 10 Amp*	Insert Arrangement
	Cable Mount Receptacle	Crimp	F2-790008-06S	F2-790012-06S	
			F2-790009-07S	F2-790012-07S	
	Cable Mount Receptacle	Solder Cup	F2-790010-06S	F2-790013-06S	
			F2-790011-07S	F2-790014-07S	

\* Will achieve advertised heat rise improvements when mated to any standard plug on next page.

